



Phone (800) 981-1540 | Fax (715) 254-0996
 sales@kimobility.com | www.kimobility.com

Discount is 8%



AADL #W245

Effective 07/01/2022

MEDmobility
 5711- Calgary Trail NW
 Edmonton AB T6H 2K1

P:780-437-3300 • F:780-430-9381
AADL Vendor # 0000612578-001

Ship To: _____

Address: _____

City: _____ State: _____

Zip: _____ Phone: _____

Email/Fax: _____

Select if chair quote has: Additional Ki Products with Different Quote/Order Number **Quote/Order Number:** _____

Little Wave Arc XP - Rigid Base **\$3975**

165 lb weight capacity. Price includes one time free growth kit.
 Tilt range: 0° - 45°. Maximum Seat Width of 18".

Little Wave Arc XP - Folding Base **\$4143**

165 lb weight capacity. Price includes one time free growth kit.
 Tilt range: 0° - 45°. Maximum Seat Width of 18".

ADP Code: WM0001901 (Pediatric), WM0001902 (Adult)

Frame

Frame Width

Select box corresponding to desired Frame Width

Frame Width Range	Frame Width		
<input type="checkbox"/> Small 10" - 12"	<input type="checkbox"/> 10	<input type="checkbox"/> 11	<input type="checkbox"/> 12
<input type="checkbox"/> Medium 12" - 14"	<input type="checkbox"/> 12	<input type="checkbox"/> 13	<input type="checkbox"/> 14
<input type="checkbox"/> Large 14" - 16"	<input type="checkbox"/> 14	<input type="checkbox"/> 15	<input type="checkbox"/> 16
<input type="checkbox"/> X-Large 16" - 18"	<input type="checkbox"/> 16	<input type="checkbox"/> 17	<input type="checkbox"/> 18

Frame Depth

Select Frame Depth within desired Frame Depth Range

Frame Depth Range	Frame Depth			
<input type="checkbox"/> X-Short 12" - 15"	<input type="checkbox"/> 12 N/C	<input type="checkbox"/> 13 N/C	<input type="checkbox"/> 14 N/C	<input type="checkbox"/> 15 N/C
<input type="checkbox"/> Short 14" - 17"	<input type="checkbox"/> 14 N/C	<input type="checkbox"/> 15 N/C	<input type="checkbox"/> 16 N/C	<input type="checkbox"/> 17 N/C
<input type="checkbox"/> Medium 16" - 19"	<input type="checkbox"/> 16 N/C	<input type="checkbox"/> 17 N/C	<input type="checkbox"/> 18 N/C	<input type="checkbox"/> 19 N/C
<input type="checkbox"/> Long 18" - 20"	<input type="checkbox"/> 18 N/C	<input type="checkbox"/> 19 N/C	<input type="checkbox"/> 20 \$550	

Transit Option

Transit System _____ N/C

Omit Transit _____ N/C

Offset Hanger Option

Offset Hanger _____ N/C

Not available with X-Short 15" Frame Depth

Tilt Mechanism

Hand Tilt - Right _____ N/C

Hand Tilt - Left _____ N/C

Hand Tilt - Dual _____ N/C

Foot Tilt - Right _____ N/C

Foot Tilt - Left _____ N/C

Seat Pan

Growing Solid Seat Pan _____ \$302

Omit Seat Pan _____ N/C

Vent and Battery Tray

Requires Rigid Base and Anti-Tips. Not available on frame widths less than 16" or Attendant Foot Lock or Foot Tilt.

Vent Tray _____ \$320

Battery Box Holder _____ \$320

Not available with X-Short Frame Depth Range

Vent Tray and Battery Box Holder _____ \$640

Not available with X-Short Frame Depth or Foot Tilt or Drum Brake or Hemi Wheel Lock. Must remove Ventilator and Battery for transit. Includes extended frame.

Backrest

Back Post / Height Range / Back Height

Stroller Handle Back Post (Folding)

- Short 20" _____ N/C
- Tall 24" _____ N/C

Fixed Height with Folding Adjustable Handle (Folding)

Not available with Seating Dynamics Rocker Back

- Short 22" _____ N/C
- Tall 26" _____ N/C

Reclining Back with Folding Adjustable Handle (Folding)

Not available with Seating Dynamics Rocker Back or O2 Holder. Includes tilt stops, extended frame, and limited to 30 degrees of tilt.

- Short 22" _____ \$1090
- Tall 26" _____ \$1090

Adjustable Height with Folding Adjustable Handle (Folding)

- Short 18"-25" _____ \$36
Not available with Seating Dynamics Rocker Back
 - 18"
 - 19"
 - 20"
 - 21"
 - 22"
 - 23"
 - 24"
 - 25"
- Tall 20"-27" _____ \$36
20"-22" Heights not available with Seating Dynamics Rocker Back
 - 20"
 - 21"
 - 22"
 - 23"
 - 24"
 - 25"
 - 26"
 - 27"

Stroller Handle Back Post Option

Available only with Stroller Handle Back Post

- Removable Stroller Handle Extension _____ \$173

Other Backrest Options

- Non Folding Back _____ N/C
Standard with Seating Dynamics Rocker Back
- Seating Dynamics Rocker Back _____ \$2500
Not available with Flip Up Armrests. Available only with Non Folding Back.
- Adjustable Height Rigidizer Bar _____ \$25
- Adjustable Height Folding Rigidizer Bar _____ \$225
Not available with Reclining Back

Footrest

Hanger / Front Frame Bend

Hanger	60°	70°	80°	90°		Retail
Extension Tube Mount	<input type="checkbox"/>	<input type="checkbox"/>	<input type="checkbox"/> ¹			Std
Front Mount		<input type="checkbox"/>	<input type="checkbox"/>	<input type="checkbox"/>		N/C
Pediatric Pro Elevating Leg Rests (Peds PRO ELR)					<input type="checkbox"/>	\$369
Pro Elevating Leg Rests ² (PRO ELR) WAMK					<input type="checkbox"/>	\$285
Contracture Footrest ^{3, 4, 5} Bilateral Mount					<input type="checkbox"/>	\$495
Contracture Footrest ^{3, 5} Center Mount					<input type="checkbox"/>	\$495
Omit Hangers					<input type="checkbox"/>	-\$20

¹ Not available with 7" or 8" casters with Offset Hangers or 8" casters with Aluminum Angle Adjustable Footplates
² Not available with Frame Widths less than 14" without Offset Hangers or Frame Widths less than 12" with Offset Hangers
³ Aluminum Angle Adjustable footplates included. Requires Rigid Base. Not available with Transit. See image to right.
⁴ Not available with X-Short 12", Short 14", Medium 16", or Long 18" Frame Depths
⁵ Not available with X-Short 15" Frame Depth

PRO ELR Covers

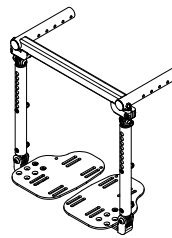
Available only on PRO ELR

- Gel Pad Covers (Pair) _____ \$557

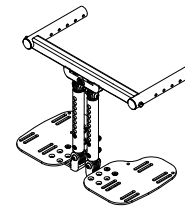
3" Extension

Available only with Front Mount Hangers. Not available with 90° hangers in combination with Offset Hangers and 8" casters.

- 3" Extension _____ \$45
- 3" Extension (Provided as Parts) _____ \$45



Bilateral Mount



Center Mount

Footrest continued

Footrest / Extension / Seat to Footrest Length

Select Extension and Seat to Footrest Length in row corresponding to desired Footrest. Footrest Length of at least 2.5" shorter than Front Seat Height recommended. Extension Tube Hanger measurements based on 70° Hanger Bend.

Footrest	Extension	Seat to Footrest Length													
Extension Tube Hangers (60°, 70°, 80°)	<input type="checkbox"/> Short	<input type="checkbox"/> 10	<input type="checkbox"/> 10.5	<input type="checkbox"/> 11	<input type="checkbox"/> 11.5	<input type="checkbox"/> 12	<input type="checkbox"/> 12.5	<input type="checkbox"/> 13	<input type="checkbox"/> 13.5						
	<input type="checkbox"/> Medium	<input type="checkbox"/> 11.5	<input type="checkbox"/> 12	<input type="checkbox"/> 12.5	<input type="checkbox"/> 13	<input type="checkbox"/> 13.5	<input type="checkbox"/> 14	<input type="checkbox"/> 14.5	<input type="checkbox"/> 15	<input type="checkbox"/> 15.5					
	<input type="checkbox"/> Long	<input type="checkbox"/> 14	<input type="checkbox"/> 14.5	<input type="checkbox"/> 15	<input type="checkbox"/> 15.5	<input type="checkbox"/> 16	<input type="checkbox"/> 16.5	<input type="checkbox"/> 17	<input type="checkbox"/> 17.5	<input type="checkbox"/> 18					
Front Mount Hangers ¹	Standard Selections											Requires 3" Extension for \$45			
	<input type="checkbox"/> Short (70°, 80°, 90°)	<input type="checkbox"/> 4 ⁵	<input type="checkbox"/> 4.5 ⁵	<input type="checkbox"/> 5	<input type="checkbox"/> 5.5	<input type="checkbox"/> 6						<input type="checkbox"/> 8.5	<input type="checkbox"/> 9	<input type="checkbox"/> 9.5	
		<input type="checkbox"/> 6.5	<input type="checkbox"/> 7	<input type="checkbox"/> 7.5	<input type="checkbox"/> 8						<input type="checkbox"/> 10	<input type="checkbox"/> 10.5	<input type="checkbox"/> 11		
	<input type="checkbox"/> Medium (70°, 80°, 90°)	<input type="checkbox"/> 4 ⁵	<input type="checkbox"/> 4.5 ⁵	<input type="checkbox"/> 5	<input type="checkbox"/> 5.5	<input type="checkbox"/> 6	<input type="checkbox"/> 6.5	<input type="checkbox"/> 7					<input type="checkbox"/> 10.5	<input type="checkbox"/> 11	<input type="checkbox"/> 11.5
		<input type="checkbox"/> 7.5	<input type="checkbox"/> 8	<input type="checkbox"/> 8.5	<input type="checkbox"/> 9	<input type="checkbox"/> 9.5	<input type="checkbox"/> 10						<input type="checkbox"/> 12	<input type="checkbox"/> 12.5	<input type="checkbox"/> 13
	<input type="checkbox"/> Long (70°, 80°)	<input type="checkbox"/> 5	<input type="checkbox"/> 5.5	<input type="checkbox"/> 6	<input type="checkbox"/> 6.5	<input type="checkbox"/> 7	<input type="checkbox"/> 7.5	<input type="checkbox"/> 8	<input type="checkbox"/> 8.5				<input type="checkbox"/> 12.5	<input type="checkbox"/> 13	<input type="checkbox"/> 13.5
<input type="checkbox"/> 9		<input type="checkbox"/> 9.5	<input type="checkbox"/> 10	<input type="checkbox"/> 10.5	<input type="checkbox"/> 11	<input type="checkbox"/> 11.5	<input type="checkbox"/> 12						<input type="checkbox"/> 14	<input type="checkbox"/> 14.5	<input type="checkbox"/> 15
Contracture Footrest	<input type="checkbox"/> Short	<input type="checkbox"/> 10.5	<input type="checkbox"/> 11	<input type="checkbox"/> 11.5	<input type="checkbox"/> 12	<input type="checkbox"/> 12.5	<input type="checkbox"/> 13	<input type="checkbox"/> 13.5	<input type="checkbox"/> 14	<input type="checkbox"/> 14.5					
	<input type="checkbox"/> Medium	<input type="checkbox"/> 13.5	<input type="checkbox"/> 14	<input type="checkbox"/> 14.5	<input type="checkbox"/> 15	<input type="checkbox"/> 15.5	<input type="checkbox"/> 16	<input type="checkbox"/> 16.5	<input type="checkbox"/> 17	<input type="checkbox"/> 17.5					
	<input type="checkbox"/> Long	<input type="checkbox"/> 16.5	<input type="checkbox"/> 17	<input type="checkbox"/> 17.5	<input type="checkbox"/> 18	<input type="checkbox"/> 18.5	<input type="checkbox"/> 19	<input type="checkbox"/> 19.5	<input type="checkbox"/> 20	<input type="checkbox"/> 20.5					
Peds ² PRO ELR	<input type="checkbox"/> Low Pivot	<input type="checkbox"/> 6 ³	<input type="checkbox"/> 6.5 ³	<input type="checkbox"/> 7 ⁴	<input type="checkbox"/> 7.5 ⁴	<input type="checkbox"/> 8 ⁴	<input type="checkbox"/> 8.5	<input type="checkbox"/> 9	<input type="checkbox"/> 9.5	<input type="checkbox"/> 10	<input type="checkbox"/> 10.5	<input type="checkbox"/> 11	<input type="checkbox"/> 11.5		
	<input type="checkbox"/> High Pivot	<input type="checkbox"/> 6 ³	<input type="checkbox"/> 6.5 ³	<input type="checkbox"/> 7 ⁴	<input type="checkbox"/> 7.5 ⁴	<input type="checkbox"/> 8 ⁴	<input type="checkbox"/> 8.5	<input type="checkbox"/> 9	<input type="checkbox"/> 9.5	<input type="checkbox"/> 10					
PRO ELR Low Pivot Setting	<input type="checkbox"/> Short	10.5 - 15.5													
	<input type="checkbox"/> Long	13 - 19													
PRO ELR High Pivot Setting	<input type="checkbox"/> Short	8.5 - 17													
	<input type="checkbox"/> Long	11.5 - 17.5													

¹ See Minimum Front Seat Height chart to the right
² Comes standard with 3" Extension
³ Not available on chairs 13" wide or more
⁴ Not available on chairs 15" wide or more
⁵ Available only with 90° Front Mount Hangers

Hanger Length	Short		Medium		Long	
	70°	80/90°	70°	80/90°	70°	80°
Minimum Front Seat Height with Standard Selection	14.5"	14.5"	14.5"	14.5"	14.5"	15.5"
Minimum Front Seat Height with 3" Extension	14.5"	14.5"	15.5"	16"	17"	18"

Footrest continued

Footplate

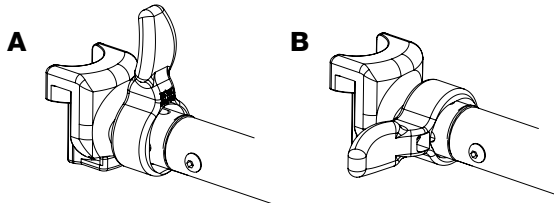
No selection needed with Contracture Footrest

- Composite _____ N/C
Not available with Front Mount Hanger, Frame Widths less than 14" without Offset Hangers or Frame Widths less than 12" with Offset Hanger.
- Composite Angle Adjustable _____ \$195
Not available with Front Mount Hanger or 10"-12" Frame Widths. 13" and 14" Frame Widths require Offset Hanger.
- Aluminum Angle Adjustable _____ \$152
- Aluminum Locking Multi-Angle Adjustable _____ \$408
Available only with Front Mount Hanger
- One Piece Flip Up Angle Adjustable _____ \$190
Not available with Front Mount Hanger, PRO ELR, Frame Widths less than 14" without Offset Hanger or Frame Widths less than 12" with Offset Hanger

Hanger Release

No selection needed with Contracture Footrest. If no selection is made 4-Way - In line will be used.

- Classic _____ Std
- 4-Way - In line _____ N/C
See reference A below. Allows chair to be folded without removing footrest hanger. Not available with PRO ELR or Peds PRO ELR.
- 4-Way - Out _____ N/C
See reference B below. Not available with PRO ELR or Peds PRO ELR.



Heel Loop

Not available with One Piece Flip Up Angle Adjustable Footplate

- Heel Loops _____ \$65
Not available with Frame Widths less than 14" without Offset Hangers or Frame Widths less than 12" with Offset Hangers
- Adjustable Heel Loops _____ \$45
- Omit Heel Loops _____ N/C

Calf Strap

- Velcro Adjustable _____ \$52
- Padded Velcro Adjustable _____ \$85
- Bodypoint Padded AeroMesh _____ \$134

Residual Limb Support

Residual Limb Support

- Right and Left _____ \$923
- Left _____ \$462
- Right _____ \$462
- Omit Left Hanger _ -\$12
- Omit Right Hanger _ -\$12

Cover

- Smooth
- Air Mesh
- Smooth
- Air Mesh

Pad Size

- | | | | |
|---------------------------------|----------------------------------|---------------------------------|----------------------------------|
| <input type="checkbox"/> 5 x 8 | <input type="checkbox"/> 9 x 14 | <input type="checkbox"/> 5 x 8 | <input type="checkbox"/> 9 x 14 |
| <input type="checkbox"/> 7 x 10 | <input type="checkbox"/> 11 x 10 | <input type="checkbox"/> 7 x 10 | <input type="checkbox"/> 11 x 10 |
| <input type="checkbox"/> 9 x 10 | <input type="checkbox"/> 11 x 14 | <input type="checkbox"/> 9 x 10 | <input type="checkbox"/> 11 x 14 |

Seat Height, Casters and Rear Wheels

Seat Height / Caster Size / Rear Wheel Size

Select Seat Height corresponding to desired Rear Wheel and Caster Size

Rear Wheel Size	Caster Size			
	5"	6"	7"	8"
	Seat Height			
12" with Pneumatic or Pneumatic with Airless Insert Tire	<input type="checkbox"/> 14.5			
	<input type="checkbox"/> 15			
	<input type="checkbox"/> 15.5	<input type="checkbox"/> 15.5		
	<input type="checkbox"/> 16	<input type="checkbox"/> 16		
	<input type="checkbox"/> 16.5	<input type="checkbox"/> 16.5		
12" with Full Poly Tire	<input type="checkbox"/> 14.5			
	<input type="checkbox"/> 15			
	<input type="checkbox"/> 15.5	<input type="checkbox"/> 15.5		
12" Drum Brake	<input type="checkbox"/> 14.5			
	<input type="checkbox"/> 15			
	<input type="checkbox"/> 15.5	<input type="checkbox"/> 15.5		
	<input type="checkbox"/> 16	<input type="checkbox"/> 16		
	<input type="checkbox"/> 16.5	<input type="checkbox"/> 16.5		
16" with Pneumatic, Pneumatic with Airless Insert or Full Poly Tire	<input type="checkbox"/> 14.5			
	<input type="checkbox"/> 15			
	<input type="checkbox"/> 15.5	<input type="checkbox"/> 15.5		
	<input type="checkbox"/> 16	<input type="checkbox"/> 16		
	<input type="checkbox"/> 16.5	<input type="checkbox"/> 16.5		
	<input type="checkbox"/> 17	<input type="checkbox"/> 17	<input type="checkbox"/> 17	
	<input type="checkbox"/> 17.5	<input type="checkbox"/> 17.5	<input type="checkbox"/> 17.5	
	<input type="checkbox"/> 18	<input type="checkbox"/> 18	<input type="checkbox"/> 18	<input type="checkbox"/> 18
	<input type="checkbox"/> 18.5	<input type="checkbox"/> 18.5	<input type="checkbox"/> 18.5	<input type="checkbox"/> 18.5

Rear Wheel Size	Caster Size			
	5"	6"	7"	8"
	Seat Height			
16" with Low Poly Tire	<input type="checkbox"/> 14.5			
	<input type="checkbox"/> 15			
	<input type="checkbox"/> 15.5	<input type="checkbox"/> 15.5		
	<input type="checkbox"/> 16	<input type="checkbox"/> 16		
	<input type="checkbox"/> 16.5	<input type="checkbox"/> 16.5		
	<input type="checkbox"/> 17	<input type="checkbox"/> 17	<input type="checkbox"/> 17	
16" Drum Brake	<input type="checkbox"/> 17.5	<input type="checkbox"/> 17.5	<input type="checkbox"/> 17.5	
	<input type="checkbox"/> 18	<input type="checkbox"/> 18	<input type="checkbox"/> 18	<input type="checkbox"/> 18
	<input type="checkbox"/> 15			
	<input type="checkbox"/> 15.5	<input type="checkbox"/> 15.5		
	<input type="checkbox"/> 16	<input type="checkbox"/> 16		
	<input type="checkbox"/> 16.5	<input type="checkbox"/> 16.5		
20"	<input type="checkbox"/> 17	<input type="checkbox"/> 17	<input type="checkbox"/> 17	
	<input type="checkbox"/> 17.5	<input type="checkbox"/> 17.5	<input type="checkbox"/> 17.5	
	<input type="checkbox"/> 18	<input type="checkbox"/> 18	<input type="checkbox"/> 18	<input type="checkbox"/> 18
	<input type="checkbox"/> 18.5	<input type="checkbox"/> 18.5	<input type="checkbox"/> 18.5	<input type="checkbox"/> 18.5
	<input type="checkbox"/> 19	<input type="checkbox"/> 19	<input type="checkbox"/> 19	<input type="checkbox"/> 19

Seat Height, Casters and Rear Wheels continued

		Caster Size				
		Price	5"	6"	7"	8"
Caster Type	.75" Lighted Rollerblade	\$88	<input type="checkbox"/>			
	1" Poly	Std	<input type="checkbox"/>	<input type="checkbox"/>	<input type="checkbox"/>	<input type="checkbox"/>
	1" Poly Aluminum	\$125	<input type="checkbox"/>			
	1" Pneumatic	\$91		<input type="checkbox"/>		<input type="checkbox"/>
	1.5" Poly	\$97	<input type="checkbox"/>	<input type="checkbox"/>		
	1.5" Soft Roll Aluminum	\$175	<input type="checkbox"/>	<input type="checkbox"/>		
	2" Poly	\$109		<input type="checkbox"/>		

- Axle**
No selection needed with Drum Brake
- Fixed _____ N/C
 Quick Release _____ N/C

Wheel Locks

- Wheel Lock**
- Push to Lock _____ Std
 Pull to Lock _____ N/C
Not available with 12" or 16" Full Poly tires.
- Attendant Foot Lock _____ N/C
Not available with 20" wheels. Mounted to the right side unless Foot Tilt - Right is selected.
- Drum Brake _____ \$800
Available only with 12" Mag, 16" Mag, or MAXX Performance Spoke wheels. Not available with 16" Low Poly tire or Recline Back or Vent and Battery Tray or Hand Tilt. Axle is Quick Release.
- Omit Wheel Locks _____ N/C

Armrests

- Armrest**
- Height Adjustable Pediatric
Best fit with Frame Depths less than 14"
- Desk (6.5"- 9") _____ \$235
 Desk Tall (8"-10.5") _____ \$235
- Height Adjustable T-Arm Tall (11.5" - 15") E0973 **New!**
- Desk _____ \$375
 Full _____ \$375
- Height Adjustable T-Arm (8.5"- 13.5")
Not available with 12" Frame Depth
- Desk _____ \$375
 Full _____ \$375
- Height Adjustable T-Arm Low (6.5"- 10.5")
Not available with 12" Frame Depth. If requested configuration is unavailable, Standard Height T-Arm will be used.
- Desk _____ \$375
 Full _____ \$375

		Rear Wheel Size			
		Price	12"	16"	20" ¹
Rear Wheel Type	Mag (Black)	Std	<input type="checkbox"/>	<input type="checkbox"/>	<input type="checkbox"/>
	Colored Mag	\$275			<input type="checkbox"/>
	MAXX Performance Spoke	\$250			<input type="checkbox"/>

¹ Not available with Attendant Foot Lock

- Colored Mag**
- Mag Color: Florescent Red White Blue Pink

- Rear Tire Type**
- Full Poly _____ Std
 Low Poly _____ N/C
Available only with 16" wheel size
- Pneumatic _____ N/C
 Pneumatic with Airless Insert _____ \$132

- Handrim**
Handrims not available on 12" or 16" wheel sizes
- Standard Handrims**
- Aluminum Anodized _____ Std
 Plastic Coated WAMO _____ \$151
 Omit Handrims _____ N/C

- Dual - Drum Brake _____ \$945
Available only with 12" Mag, 16" Mag, or MAXX Performance Spoke wheels. Not available with 16" Low Poly tire or Recline Back or Vent and Battery Tray or Hand Tilt. Axle is Quick Release.
- Push to Lock Pull to Lock
- Hemi Wheel Lock _____ \$375
Not available with 20" wheels. Extension Handle included.
- Left Right

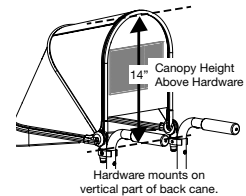
- Wheel Lock Options**
- Extension Handles _____ \$67
Available only with Push to Lock or Pull to Lock Wheel Locks.

- Angle Adjustable Locking Extendable Flip Up (9.5"-15")
Not available with Seating Dynamics Rocker Back. Available only with 12" and 16" Rear Wheels.
- Desk _____ \$312
 Full _____ \$312
- Tubular Flip Up _____ N/C
Not available with Seating Dynamics Rocker Back, Reclining Back or Arm Pads
- Omit Armrests _____ N/C

- Arm Pad**
- Standard Arm Pad _____ N/C
 Waterfall Arm Pad _____ \$35
Not available with Angle Adjustable Locking Extendable Flip Up Armrest
- Foam Grip _____ N/C
Available only with Angle Adjustable Locking Extendable Flip Up Armrest

Accessories

Removable Side Guard		Spoke Guards	
<i>Not available with Height Adjustable Armrests</i>		<input type="checkbox"/> Clear Spoke Guards WAMP _____ \$130	
<input type="checkbox"/> Adult Composite Side Guards (14" - 16") _____	\$155	<i>Available only with MAXX Performance Spoke</i>	
<input type="checkbox"/> Pediatric Composite Side Guards (10" - 14") _____	\$155	Designer Spoke Guards WAMP _____ \$335	
Anti-Tip		<i>Available only with MAXX Performance Spoke</i>	
<input type="checkbox"/> Rear Anti-Tips _____	\$117	Design:	
<input type="checkbox"/> Omit Rear Anti-Tips _____	N/C	<input type="checkbox"/> Blue Monster	<input type="checkbox"/> Fairy Garden
Pelvic Positioning Belt		<input type="checkbox"/> Robo Fun	<input type="checkbox"/> Rockin' Reptiles
<input type="checkbox"/> 1" Auto Buckle _____	\$110	<input type="checkbox"/> Tutu Cute	<input type="checkbox"/> Tuxedo Time
<input type="checkbox"/> 1" Padded Auto Buckle _____	\$185		
<input type="checkbox"/> 1 1/2" Auto Buckle _____	\$110	Other Accessories	
<input type="checkbox"/> 1 1/2" Padded Auto Buckle _____	\$185	<input type="checkbox"/> Tool Kit _____	\$35
<input type="checkbox"/> 2" Airline Buckle _____	\$115	<input type="checkbox"/> Removable Underseat Pouch _____	\$75
Bodypoint Evoflex - Pelvic Stabilizer _____	\$225	<input type="checkbox"/> Pediatric Ki Mobility Backpack _____	\$90
Size: <input type="checkbox"/> Small (16-24") <input type="checkbox"/> Medium (19-29") <input type="checkbox"/> Large (25-37")		<input type="checkbox"/> Ki Mobility Backpack _____	\$90
Belt Mounting Kit		<input type="checkbox"/> Black Neoprene Impact Guards _____	\$102
<input type="checkbox"/> Bodypoint 1" Band Clamp Belt Mounting Kit _____	\$130	<input type="checkbox"/> Tilt Stop Posterior (Pair) _____	\$50
<input type="checkbox"/> Seat Belt Mounting Hardware _____	\$21	<input type="checkbox"/> Tilt Stop Anterior (Pair) _____	\$50
		<input type="checkbox"/> IV Pole _____	\$188
		<input type="checkbox"/> O2 Holder _____	\$365
		<i>Mounted to the left side. Must remove tank for transit.</i>	
		<input type="checkbox"/> Canopy with Hardware _____	\$342
		<i>See image below</i>	



Color

Frame			
<i>Select desired base frame and seat frame / hanger colors. If no Seat Frame color is selected, Base Frame color will be used.</i>			
Gloss Finish		Base Frame	Seat Frame
Black _____ N/C	<input type="checkbox"/>	<input type="checkbox"/>	
Blue Skies _____ N/C	<input type="checkbox"/>	<input type="checkbox"/>	
Bubblegum Pink _____ N/C	<input type="checkbox"/>	<input type="checkbox"/>	
Candy Blue _____ N/C	<input type="checkbox"/>	<input type="checkbox"/>	
Candy Purple _____ N/C	<input type="checkbox"/>	<input type="checkbox"/>	
Candy Red _____ N/C	<input type="checkbox"/>	<input type="checkbox"/>	
Copper _____ N/C	<input type="checkbox"/>	<input type="checkbox"/>	
Granny Smith _____ N/C	<input type="checkbox"/>	<input type="checkbox"/>	
Metallic Orange _____ N/C	<input type="checkbox"/>	<input type="checkbox"/>	
Silver _____ N/C	<input type="checkbox"/>	<input type="checkbox"/>	
Teal _____ N/C	<input type="checkbox"/>	<input type="checkbox"/>	
Yellow _____ N/C	<input type="checkbox"/>	<input type="checkbox"/>	
Matte Finish		Base Frame	Seat Frame
Charcoal Gray _____ N/C	<input type="checkbox"/>	<input type="checkbox"/>	
Emerald Green _____ N/C	<input type="checkbox"/>	<input type="checkbox"/>	
Iridescent Burgundy _____ N/C	<input type="checkbox"/>	<input type="checkbox"/>	
Iridescent Navy _____ N/C	<input type="checkbox"/>	<input type="checkbox"/>	
Military Green _____ N/C	<input type="checkbox"/>	<input type="checkbox"/>	
Retro Red _____ N/C	<input type="checkbox"/>	<input type="checkbox"/>	
Royal Blue _____ N/C	<input type="checkbox"/>	<input type="checkbox"/>	
Shadow Black _____ N/C	<input type="checkbox"/>	<input type="checkbox"/>	
Smooth White _____ N/C	<input type="checkbox"/>	<input type="checkbox"/>	