



AADL #W709

Quantum Rehab®

A Division of Pride Mobility Products Corporation®

5096 South Service Rd., Beamsville, Ontario, L0R 1B3

Phone: (888) 570-1113 • Fax: (866) 514-1303

QUANTUM REHAB®

AADL Quantum® 1450

Power Positioning

Order Form

Up To 600 lbs. Weight Capacity

*Please always use www.pridemobility.com to access the most current version of this form.



MEDmobility Reference Only

Date: _____

PO#: _____

Account Number: _____

Bill To: _____

Address: _____

Phone Contact: _____

Ship To: _____

Address: _____

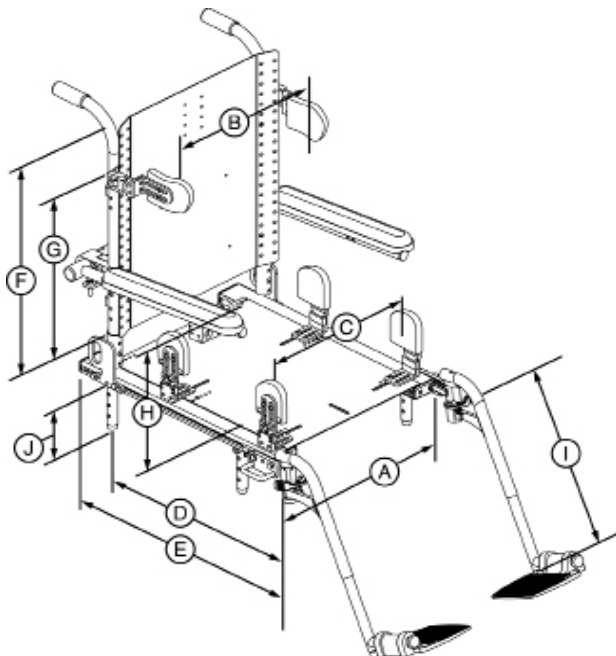
Marked For: _____

Discount: _____

Terms: _____

Freight: _____

SPECIFIED DIMENSIONS*



Please Supply Client Information:

Client Height: _____

Client Weight: _____

A. Seat Width: _____

B. Lateral Offset: _____

C. Hip/Thigh Lateral Offset: _____

D. Center of Gravity: **Optimized based on seat dimensions**

E. Seat Depth: _____

F. Back Height from Pan: _____

G. Lateral Height from Pan: _____

H. Armrest Height from Pan: _____

I. Rigging Length (whole numbers only): _____





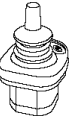

J. Seat to Floor Height (circle one): _____

Seat	Seat-To-Floor Heights		
TRU-Balance® Bariatric Tilt	18.125"	19.125"	20.125"

Seat to floor height are +/- 1/8" with 24"W x 24"D with Flat-Free tires.

Notes:

All prices are MSRP.

BASE MODEL		LED LIGHT PACKAGE	
Description	Price	Description	Price
<input type="checkbox"/> Quantum 1450 <input type="checkbox"/> HD 300-450 lbs. Weight Capacity <input type="checkbox"/> VHD 450-600 lbs. Weight Capacity Base not recommended for users below 300 lbs.	\$11,920	<input type="checkbox"/> Through Q-Logic 2 EX w/ Lights <i>Not covered by AADL</i>	\$835
SHROUD COLOUR		JOYSTICK HANDLES	
Metallic Colors: <input type="checkbox"/> Onyx Black <input type="checkbox"/> Viper Blue		<input type="checkbox"/> Standard Knob Std <input type="checkbox"/> Mushroom Handle \$120 <input type="checkbox"/> T-Bar \$160 <input type="checkbox"/> Chin Cup \$90 <input type="checkbox"/> Extended I-Handle \$140 <input type="checkbox"/> Soft Ball Handle \$120 <input type="checkbox"/> Medium Ball Handle \$70 <input type="checkbox"/> 3" Goal Post Handle \$180 <input type="checkbox"/> 4" Goal Post Handle \$180	
DRIVE WHEELS		JOYSTICK MOUNTING BRACKETS	
<input type="checkbox"/> 14" Flat Free Std		<input type="checkbox"/> Fixed Inline <i>Not available with Stand Alone Joystick</i> Std <input type="checkbox"/> Left <input type="checkbox"/> Right <input type="checkbox"/> New Style Swing-away \$265 <input type="checkbox"/> Inline left <input type="checkbox"/> Inline right <input type="checkbox"/> Offset left <input type="checkbox"/> Offset right	
BASE MOUNTED FOOT PLATFORM		<input type="checkbox"/> Retract4 Swing-away \$345 <input type="checkbox"/> Multi-axis Fixed \$210 <input type="checkbox"/> Left <input type="checkbox"/> Right (Fixed configuration. Does not swing away)	
<input type="checkbox"/> Heavy Duty Foot Platform 17"W x 13"D Std <input type="checkbox"/> Heavy Duty Foot Platform 17"W x 16"D NC <input type="checkbox"/> No Base Mounted Foot Platform NC		SYNERGY® SEATING SYSTEM	
BATTERY CHARGER		<input type="checkbox"/> Tru-Balance® Bariatric Tilt \$7,345 Seat Width: <input type="checkbox"/> 20" <input type="checkbox"/> 21" <input type="checkbox"/> 22" <input type="checkbox"/> 23" <input type="checkbox"/> 24" <input type="checkbox"/> 25" <input type="checkbox"/> 26" <input type="checkbox"/> 27" <input type="checkbox"/> 28" <input type="checkbox"/> 29" <input type="checkbox"/> 30" <input type="checkbox"/> 31" <input type="checkbox"/> 32" Seat Width Package: <input type="checkbox"/> 20"W-24"W <input type="checkbox"/> 24"W-28"W <input type="checkbox"/> 28"W-32"W Seat Depth: <input type="checkbox"/> 20" <input type="checkbox"/> 21" <input type="checkbox"/> 22" <input type="checkbox"/> 23" <input type="checkbox"/> 24" <input type="checkbox"/> 25" <input type="checkbox"/> 26" <input type="checkbox"/> 27" <input type="checkbox"/> 28" Seat Depth Package¹: <input type="checkbox"/> 20"D-24"D <input type="checkbox"/> 24"D-28"D Back Cane Height: <input type="checkbox"/> 14" <input type="checkbox"/> 15" <input type="checkbox"/> 16" <input type="checkbox"/> 17" <input type="checkbox"/> 18" <input type="checkbox"/> 19" <input type="checkbox"/> 20" <input type="checkbox"/> 21" <input type="checkbox"/> 22" <input type="checkbox"/> 23"	
<input type="checkbox"/> 8 Amp, Off-board Charger Std		1. Seat depth package supplied may differ from seat depth package requested due to additional parts requested	
NON-EXPANDABLE CONTROLS		SYNERGY® BACK CANE OPTIONS	
<input type="checkbox"/> 90 Amp VR2 6-Key Std		<input type="checkbox"/> Standard Back Canes With Push Handles Std <input type="checkbox"/> No Push Handles \$90 <input type="checkbox"/> Offset (Meso) \$205 <input type="checkbox"/> 2" (1" Per Side) <input type="checkbox"/> 4" (2" Per Side) <input type="checkbox"/> Inset (Endo) \$205 <input type="checkbox"/> 2" (1" Per Side) <input type="checkbox"/> 4" (2" Per Side)	
EXPANDABLE CONTROLS			
<input type="checkbox"/> Q-Logic 2 EX Joystick \$620			
<input type="checkbox"/> Q-Logic 2 EX Joystick w/ Light \$620 Required for LED Light Package			
Q-Logic 2 EX Joystick Colour Shroud Option <input type="checkbox"/> Colour Match Base \$75			
<input type="checkbox"/> Q-Logic EX Stand Alone Joystick \$410			
<input type="checkbox"/> Q-Logic 2 EX Enhanced Display Kit KIT125324 \$1,945 Includes: - Q-Logic 2 EX Enhanced Display - Flexible Gooseneck - Enhanced Display Mounting Bracket All mounting hardware is included in kit. See Specialty Electronics order form for additional mounting options and secondary controls. Bluetooth mouse emulator requires a run plug harness for either static or power seating. Additional fees will apply. Please use and attach the Specialty Electronics order form for additional controls and mounting options.			

All prices are MSRP.

SYNERGY® BACK OPTIONS

Description	Price
<input type="checkbox"/> Omit Back	NC
<input type="checkbox"/> Synergy Back with 1.5" Thick Back Cushion	NC
Back Height:	
<input type="checkbox"/> 18" <input type="checkbox"/> 19" <input type="checkbox"/> 20" <input type="checkbox"/> 21"	
<input type="checkbox"/> 22" <input type="checkbox"/> 23" <input type="checkbox"/> 24" <input type="checkbox"/> 25"	

ARMRESTS

<input type="checkbox"/> Removable, Single Post, Height Adjustable, Heavy Duty	\$130ea
<input type="checkbox"/> 8"H-12"H <input type="checkbox"/> 10"H-14"H	
<input type="checkbox"/> Bariatric, Removable, Height Adjustable ¹	\$145ea
<input type="checkbox"/> 8"H-12"H <input type="checkbox"/> 10"H-14"H	
<input type="checkbox"/> Height Adjustable Cantilever Armrests	\$145ea
<i>Angle Adjustable: -30° through +30°</i>	

1. Requires Bariatric Armpads.

ARMPADS

<input type="checkbox"/> Straight, Full Length (2"x14")	Std
<input type="checkbox"/> Left <input type="checkbox"/> Right	
<input type="checkbox"/> Straight, Desk Length (2"x10")	NC
<input type="checkbox"/> Left <input type="checkbox"/> Right	
<input type="checkbox"/> Waterfall, Full Length (2"x1")	NC
<input type="checkbox"/> Left <input type="checkbox"/> Right	
<input type="checkbox"/> Waterfall, Desk Length (2"x10")	NC
<input type="checkbox"/> Left <input type="checkbox"/> Right	
<input type="checkbox"/> Flat Bariatric For use with Bariatric arm rests only	\$40ea

POWER POSITIONING ELECTRONICS

Single Actuator Electronics For use with 1 actuator	
<input type="checkbox"/> Through Toggle Box (Tilt Only) Includes toggle and harness	NC
<input type="checkbox"/> Left Mount <input type="checkbox"/> Right Mount	
<input type="checkbox"/> Through VR2 (Includes AM1)	NC
<input type="checkbox"/> Through Single Switch ¹ (Includes AAM)	\$345
<i>(Tilt only w/ Q-Logic 2 EX)</i>	
<input type="checkbox"/> Through Q-Logic 2 EX Hand Control ² (Includes AAM)	\$345
Dual Actuator Electronics For use with 2 actuators	
<input type="checkbox"/> Through Q-Logic 2 EX Hand Control ³ (Includes AAM)	\$345

1. Single switch not included. See specialty control order form for a list of available options.
2. Q-Logic 2 EX hand control must be selected.

FRONT RIGGINGS

<input type="checkbox"/> Heavy Duty Drop-In Legrests ¹	\$445
<input type="checkbox"/> Heavy Duty Elevating Legrests	\$550
<input type="checkbox"/> Angle Adjustable Footplates ²	Std
Extension Length:	
<input type="checkbox"/> 12"-14.5" <input type="checkbox"/> 14.5" -18"	
Footplate Size:	
<input type="checkbox"/> 4" x 6" <input type="checkbox"/> 5" x 6" <input type="checkbox"/> 5" x 8"	
<input type="checkbox"/> 6" x 8" ³ <input type="checkbox"/> 6" x 11" ³ <input type="checkbox"/> 8" x 11" ⁴	

1. Extension length is measured from the seatpan to the footplate.
2. Angle Adjustable Footplates come standard with heel loops.

CENTER MOUNT FOOT PLATFORM

Description	Price
<input type="checkbox"/> Center Mount Articulating Foot Platform ¹ Not covered by AADL	\$3,145
<input type="checkbox"/> Adjustable Center Mount Foot Platform	\$790

Extensions:

- 10-16"L
- 13-19"L

Footplates:

- 5"W x 6"D
- 5"W x 8"D
- 5"W x 11"D

Set Legrest Length:

LL85 <input type="checkbox"/> 8.5"H	LL9 <input type="checkbox"/> 9"H	LL95 <input type="checkbox"/> 9.5"H
LL10 <input type="checkbox"/> 10"H	LL135 <input type="checkbox"/> 13.5"H	LL165 <input type="checkbox"/> 16.5"H
LL105 <input type="checkbox"/> 10.5"H	LL14 <input type="checkbox"/> 14"H	LL17 <input type="checkbox"/> 17"H
LL11 <input type="checkbox"/> 11"H	LL145 <input type="checkbox"/> 14.5"H	LL175 <input type="checkbox"/> 17.5"H
LL115 <input type="checkbox"/> 11.5"H	LL15 <input type="checkbox"/> 15"H	LL18 <input type="checkbox"/> 18"H
LL12 <input type="checkbox"/> 12"H	LL155 <input type="checkbox"/> 15.5"H	LL185 <input type="checkbox"/> 18.5"H
LL125 <input type="checkbox"/> 12.5"H	LL16 <input type="checkbox"/> 16"H	LL19 <input type="checkbox"/> 19"H

LL13 13"H

Calf Supports:

<input type="checkbox"/> Calf Pads (pair) ²	
<input type="checkbox"/> Small (6"H x 6"W)	\$210
<input type="checkbox"/> Large (8"H x 8"W, tapered to 6"W)	\$210
<input type="checkbox"/> Calf Panel (ea.)	
<input type="checkbox"/> Small (8"H x 18"W)	\$210
<input type="checkbox"/> Large (8"H x 24"W) ³	\$265

Calf Support Covers (1/2" Soft Visco Foam):

<input type="checkbox"/> Reversed Dartex	\$150
--	-------

Optional Extensions & Accessories:

<input type="checkbox"/> 4" Width Extension Kit ⁴	\$55
<input type="checkbox"/> 2" Bell Shaped, Length Extension Kit ⁵	\$55
<input type="checkbox"/> Footplate Outside Edge Side Guards	\$55
<input type="checkbox"/> 4"D ⁶ <input type="checkbox"/> 6"D ⁴	
<input type="checkbox"/> Footplate Connector	\$55
<input type="checkbox"/> Wheel Bumpers	\$30

1. Maximum weight capacity is 450 lbs.
2. Standard with Articulating Foot Platform
3. Only available on 20"W or greater.
4. Not available with 5"W x 6"D Footplates
5. Not available with 4" Width Extension Kit
6. Not available with 5"W x 11"D Footplates

Center Mount Articulating Foot Platform Compatibility Matrix

	TRU-Balance®3 Recline			TRU-Balance®3 Tilt			TRU-Balance®3 Lift		
	Low	Medium	High	Low	Medium	High	Low	Medium	High
	10"-16" Extension	!	!	!	!	!	!	!	!
13"-19" Extension	!	!	!	!	!	!	!	!	!

- This rigging configuration causes no interference issues at this seat-to-floor height.
- This rigging configuration may interfere with the ground (less than 1.75" clearance when fully extended) and will reduce obstacle climbing ability.
- This rigging configuration does not work with this seat-to-floor height.

All prices are MSRP.

LAP BELTS

<i>Description</i>	<i>Price</i>
<input type="checkbox"/> 50" Lap Belt	NC
<input type="checkbox"/> 60" Lap Belt	NC
<input type="checkbox"/> 70" Lap Belt	Std
<input type="checkbox"/> 80" Lap Belt	NC
<input type="checkbox"/> 90" Lap Belt	NC

STEALTH HEADRESTS (Standard Stealth Pricing Applies)**Headrest Pads:**

<input type="checkbox"/> Stealth 10" Comfort Plus <i>CP250</i>	\$190
<input type="checkbox"/> Stealth 14" Comfort Plus <i>CP150</i>	\$190
<input type="checkbox"/> Stealth Small Contoured (9.75"W x 3"H) <i>OTSM250</i>	\$80
<input type="checkbox"/> Stealth Large Contoured (11"W x 6"H) <i>OTLG150</i>	\$100
<input type="checkbox"/> Omit Headrest	

Headrest Mounts:

<input type="checkbox"/> Multi-Axis Hardware <i>HMO475</i>	\$200
<input type="checkbox"/> Linking Hardware <i>TWB485</i>	\$255
<input type="checkbox"/> No Hardware	

ACCESSORIES *Not Covered by AADL*

<input type="checkbox"/> Oxygen Holder	\$110
<input type="checkbox"/> Cup Holder <input type="checkbox"/> Left <input type="checkbox"/> Right	\$20
<input type="checkbox"/> Quantum Back Pack ¹	\$65
<input type="checkbox"/> Tablet Holder ²	\$565
<input type="checkbox"/> Deluxe Cell Phone/Media Holder ²	\$185
<input type="checkbox"/> Transfer Bar, Pair (Quick release)	\$305

1. Backpack may interfere w/ other rear accessories
 2. Available with Synergy armrests only.

BATTERY OPTIONS

<input type="checkbox"/> Group 24, 70 Amp, Gel	\$460 ea.
<i>Installation:</i>	
<input type="checkbox"/> Batteries Installed	<input type="checkbox"/> Do Not Install