



MODULAR
maxx

**Invacare® Storm® Series with Motion Concepts
Modular Maxx Power Positioning System
CANADIAN PRICE LIST AND ORDER FORM**

Effective August 25, 2016

Invacare Canada Customer Service:
Phone: 1-800-668-5324
Fax: 800-668-5478
www.invacare.ca

Date of Order: _____

De **MEDmobility Reference Only**

De _____

PO #: _____

Tag: _____

Purchasing Contact: _____

Phone: _____ Fax: _____

RTS/Therapist: _____

Ship to Address: _____

City: _____ Province: _____ PC: _____

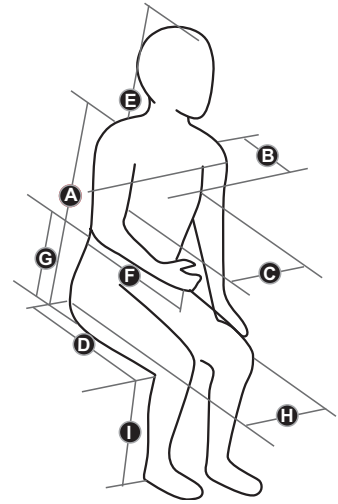
Client Info: Gender: _____

Special Client Conditions: _____

250-300 lb. weight limit. Dependent on weight capacity of the power base.

To ensure system is accurately configured
please fill in all required measurements.

Client Height:	
Client Weight (lbs.):	
A. Seat to Shoulder:	
B. Trunk Depth:	
C. Chest Width:	
D. Knee to Back:	
E. Seat to Top of Head:	
F. Elbow to Hand:	
G. Seat to Elbow:	
H. Hip Width:	
I. Knee to Heel:	
Cushion Thickness:	



STORM BASE FOR MODULAR MAXX POWER POSITIONING

Not available through Invacare Pro. Must order through Invacare Canada Customer Service. For base-only orders, please refer to Invacare Canada order forms found on www.invacare.ca or call Invacare Canada Customer Service.

3GAR-MM Arrow Base w/ MK6i \$8,450

Arrow comes with choice of 300 lbs. or 400 lbs. user weight capacity, 6.5 MPH (U300) 5 MPH (U400) top speed, Performance 4-Pole Motor Package (SSD Motors), MK6i CMPJ™ + joystick

Select STF⁽¹⁾ 16.75"⁽²⁾⁽³⁾ \$250

Select STF⁽¹⁾ 18.25" 19" 20" No Charge

3GTQSP-MM Torque SP Base w/ MK6i \$7,500

Torque SP comes standard with 300 lb. user weight capacity, 6.5 MPH top speed, performance 4-pole motor package (New SSD motors), MK6i SPJ+ joystick w/PSS, MK690ACC Controller.

Select STF⁽¹⁾ 16.75"⁽²⁾⁽³⁾ \$250

Select STF⁽¹⁾ 18.25" 19" 20" No Charge

NOTES:

1. Seat-to-floor height is measured at the front of the seat pan based on a standard seat size.
2. Requires special battery tray modification and is not available with post elevating seat.
3. This STF is not available when using a vent tray due to battery terminal clearance.

TRANSPORT TIE DOWN

TRBKTS Wheelchair Transport Brackets⁽¹⁾ Standard

NOTE:

1. For unoccupied use only. Not available with Vent tray.

USER WEIGHT LIMITS

U300 Under 300 lbs. Arrow Standard

U300 Under 300 lbs. Torque Standard

U400 Under 400 lbs. Arrow Option⁽¹⁾ No Charge

NOTES:

1. With 400 lb. weight capacity, maximum range of tilt is 45 degrees. This comes standard with 4-pole motors/HD Gearboxes. Reduces speed to 4.5 mph.

DRIVE TYPE OPTION

PERF Performance 4 Pole Motor⁽¹⁾ No Charge

NOTE:

1. PERF package is used with 300 lb. user weight capacity and comes with 6.5 MPH top speed, performance 4-pole motor package, MK690ACC Controller.

FRAME TYPE

SFS Short Base No Charge

LFS Long Base \$432

CASTER OPTIONS

1259 6" X 2" Semi-Pneumatic Casters \$132

1228-3 8" X 2 1/4" Semi Pneumatic Casters Lt Gy. Standard

1251-3 8" X 2" Pneumatic Casters No Charge

1220-3 9" X 2 3/4" Pneumatic Casters⁽¹⁾ \$162

1465-3 9" X 2 3/4" Foam Filled Casters⁽¹⁾ \$295

NOTE:

1. Not available with short base. Not available with TRBKTS.

CASTER SUSPENSION⁽¹⁾

9213-6 Shock Fork For 6" Casters \$209

9213-8 Shock Fork For 8" Casters⁽²⁾ \$209

NOTE:

1. Not available with 9" Casters.
2. Not available with short base. Not available with TRBKTS unless by Custom Quote.

WHEEL OPTIONS

1430-3 14" X 3" Pneumatic Tires Standard

1431-3 14" X 3" Tire w/Foam Filled Inserts \$198

1440 14" X 4" Pneumatic Tires⁽¹⁾⁽²⁾ \$248

1441 14" X 4" Tires w/Foam Filled Inserts⁽¹⁾⁽²⁾ \$431

NOTE:

1. 14" x 4" wheels increase the overall width of the base by 2.5". Does not include 3G design wheel or fender.
1. Available on Torque only.

FREE WHEEL HUB

FHUB Free Wheel Hub \$184

NOTE:

1. Adds 3/4" to overall width. Does not include 3G design wheel or fender.

STORM® Series with Modular Maxx Power Positioning System

"RFQ" = Request For Quotation - Please call Motion Concepts Customer Service at 1-866-748-7943 and/or fax 905-695-0583 or Invacare Canada Customer Service at 1-800-668-5324

FREE WHEEL HUB

- RWF2 Rear Wheel Forward 2"⁽¹⁾\$70
- RWF1 Rear Wheel Forward 1"⁽¹⁾No Charge
- RWS Rear Wheel Standard⁽²⁾Standard

NOTES:
 1. Torque only option. Not available on Arrow.
 2. Standard on Arrow and Torque.

FRAME FINISH

- 24P Wet BlackNo Charge
- 60P Silver MetallicNo Charge
- 105P Midnight BlueNo Charge
- 115P Black PrismNo Charge
- 30P Sunny YellowNo Charge
- 61P Electric RedNo Charge
- 119P Bubblegum PinkNo Charge
- 120P Grape MadnessNo Charge
- 62P Electric BlueNo Charge
- 127P Grasshopper GreenNo Charge
- 116P Sunkissed OrangeNo Charge
- 117P Tangerine RedNo Charge
- 29P White SnowNo Charge

MK6I CONTROLLER

- MK690ACC Controller w/Actuator ControlStandard
- GTRAC G-Trac Module⁽¹⁾\$988

NOTE:
 1. G-Trac provides Improved Tracking Capabilities and Enhanced Traction. Not available with SPJ+ joysticks.

STANDARD DRIVER CONTROL FOR TORQUE SP

- SPJAP SPJ+ With Powered Seating SwitchStandard

NOTE:
 1. Standard with single actuator operation switch. For switch options, please make selection under "Single-Function Electronics" section on Page 9.

ACTUATOR CONTROL FOR TORQUE SP

- SPJAPM SPJ Plus with Mode Switch for Joystick Actuator Operation⁽¹⁾\$530

NOTE:
 1. Allows actuator operation through the driver control. Includes port for attendant switch.

Dealer Name: _____
 Dealer Account Number: _____
 PO #: _____
 Tag: _____

STANDARD DRIVER CONTROL FOR ARROW

- CMPJM6 MPJ+ Multiple Drive Joystick with Color DisplayStd

EXPANDABLE CONTROLLER SYSTEMS

- PWH Harness Required for Expandable Electronics Only⁽¹⁾No Charge
- CMPJM6U MPJ+ Multiple Drive Joystick with Color Display⁽²⁾\$1024
- ASLRDYM6 MK6 Display Only (No Driver Control)⁽³⁾ \$242

For your ASL Drive Systems needs please refer to ASL price list form #05-220C

- 1558MM6 Compact Joystick w/Display\$1,097
- 1500M6 Proportional RIM Head Control w/Display . \$2,425
 - SMHD Small Headrest LGHD Large Headrest \$241

NOTES:
 1. Harness is required to interface joystick or MK6i display with expandable controllers. Options are located under Electronics Accessories in configurator.
 2. Standard on Arrow. Optional on Torque.
 3. Display Only. No driver control. Allows choice from order form.

ALTERNATIVE DIGITAL CONTROL SYSTEM⁽¹⁾

- SNPM6 Sip-N-Puff Digital Interface Box⁽¹⁾ \$2135

NOTE:
 1. Must also use either a Multiple Drive Joystick or MK6i Display.

SIP N PUFF KIT

- PKG32666 Therafin Sip-N-Puff Breath Tube Kit \$440

ADDITIONAL CONTROL CHOICES

- 1558M6 Compact Joystick - Less Std. Mount \$937
- PACM6 Prop. Attendant Control w/Quick Release Mount \$1024

JOYSTICK MOUNTING HARDWARE

- QLAM6 Quad Link Retract Joystick Mnt MPJ+⁽¹⁾ \$358
- QLA Quad Link Retract Joystick Mnt SPJ+⁽¹⁾ \$358
- LEFT Left Hand Mounted Joystick No Charge
- RCM Rear Cane Mount for Compact Joystick \$159
- RIMHW RIM HARDWARE FOR 1500 \$245

NOTE:
 1. QLAM6 and QLA include Stealth Adjustable Height Joystick Mount.

STORM® Series with Modular Maxx Power Positioning System

Dealer Name: _____

Dealer Account Number: _____

PO #: _____

Tag: _____

"RFQ" = Request For Quotation - Please call Motion Concepts Customer Service at 1-866-748-7943 and/or fax 905-695-0583 or Invacare Canada Customer Service at 1-800-668-5324

ELECTRONIC ACCESSORIES

- 1813M6 MK6i Programmer w/Pro Memory Card\$.685
- 1813SD Pro Memory Card\$.112
- 1560 "T" Handle Flexible Joystick Extension\$.93
- 1561 Straight Handle Flexible Joystick Extension\$.69
- 1826 Chin Cup\$.38
- AUX12M6 Auxillary Module For 1 & 2\$.706
- AUX34M6 Auxillary Module For 3 & 4\$.706
- RFM Wireless (RF) Mouse Only Module⁽¹⁾\$.811
- IR Infrared Module with Mouse Emulation⁽²⁾\$.910

NOTES:

1. RFM includes Transmitter, USB Radio Frequency Mouse Dongle (Receiver), and Sterio Switch with hook and loop mount for mouse clicks. Not compatible with SPJ+.
2. IR includes Transmitter w/IR chip, USB Radio Frequency Mouse Dongle (Receiver), and Stereo Switch with hook and loop mount for mouse clicks. Not compatible with SPJ+.

BATTERY TRAY TYPE

- 22NF 22NF Style Tray⁽¹⁾No Charge
- GP24 Group 24 Battery Boxes⁽²⁾\$.362

NOTE:

1. 22TRY Standard on Torque SP. Not available on chairs with TRBKTS.
2. Standard on Arrow. Optioafor Torque SP. Must Select for TRBKTS.

BATTERIES ON CHAIR

- 22NFBATTERY 22NF BATTERY\$.572
- 24BATTERY 24NF BATTERIES\$.701

BATTERY CHARGE OPTIONS

- 110CHARGER 110 Volt Battery ChargerNo Charge
- LESTR Lester 8 Amp Battery Charger\$.356
- L8900 Omit ChargerNo Charge

MISCELLANEOUS ACCESSORIES

- 1303 Wheel Locks⁽¹⁾\$.93
- 9205-3 Suspension Shocks ⁽²⁾\$.450
- 9205H-3 Suspension Shocks (Heavy Duty)⁽³⁾\$.450
- FDR Fender (Torque)⁽²⁾\$.66
- L8603 Omit Fender (Arrow)Less net \$10
- EXTP Extended Anti-Tippers⁽⁴⁾\$.316

1. Not available with pneumatic tires.
2. Standard no charge option on Arrow. Optional chargeable selection for Torque.
3. Standard no charge option with U400 HD Arrow selection.
4. Comes standard with vent tray. Adds 2.5" to overall length.

STORM® Series with Modular Maxx Power Positioning System

"RFQ" = Request For Quotation - Please call Motion Concepts Customer Service at 1-866-748-7943 and/or fax 905-695-0583 or Invacare Canada Customer Service at 1-800-668-5324

SYSTEMS MUST SELECT ONE SYSTEM

NOTE: Systems Include Seat Pan, Back Pan, Standard Armrests and Front Rigging. They are designed for use with a 2"-3" cushion.

Modular **Maxx** CG Tilt Only System (50°)
 MDCGT-50\$6,969

Modular **Maxx** CG Tilt (50°) and Power Recline (170°) System with Extended Shear Reduction (ESR)
 MDCGTRESR-50\$11,569

Modular **Maxx** Recline Only System (170 °) with Extended Shear Reduction (ESR)
 MDRESR-50\$10,350

Modular **Maxx** Recline Only System (170 °) with Extended Shear Reduction (ESR) with 12" Elevating Lift Seat System
 MDRESR-50-ES12\$13,345

Modular **Maxx** Elevate Lift Seat Only System 12" Elevation - up to 250 lbs.⁽¹⁾⁽²⁾⁽³⁾
 MDRES12\$4,995

Modular **Maxx** CG Tilt Only (45°) with 12" Elevating Lift Seat System⁽¹⁾⁽²⁾⁽³⁾
 MDCGT-45-ES12\$9,964

Modular **Maxx** CG Tilt Only (45°) and Recline (170°) with Extended Shear Reduction (ESR) with 12" Elevating Lift Seat System⁽¹⁾⁽²⁾⁽³⁾
 MDCGTRESR-45-ES12\$14,564

- NOTES:**
- Not available on seat sizes greater than 20" wide by 20" deep.
 - Uses an integrated Tilt/Lift mechanism, tilt is 45° and the seat to floor height is not affected by the Elevating Lift Seat.
 - For weights greater than 175 lbs. no tilt while elevated is available, call Customer Service for details.

MODULES MUST SELECT TRx SYSTEM-TO ADD MODULES

- 5FAT 5° Fixed Anterior Assist⁽¹⁾ N/C
- 5PT 5° Pre-Tilt⁽²⁾ N/C
- 8PR 8° Precline Module⁽³⁾ only available with Recline . . . N/C

- NOTES:**
- This module may limit front rigging options. The Fixed Anterior Assist option adds 1.5" to the seat to floor height at zero degrees (level).
 - This Fixed Pre-tilt option adds 1.5" to the front seat to floor height.
 - Total degrees of recline is 170° ie: if 8° degrees of precline is used, then 162° degrees of recline will be available.

Dealer Name: _____
 Dealer Account Number: _____
 PO #: _____
 Tag: _____

SEAT SPECIFICATIONS

Select Adult Seat Width and Ultra Rail Width Adjustment

WA1620 (Width adjustable from 16" to 20")
 W16 16" W17 17" W18 18" W19 19" W20 20"

WA1922 (Width adjustable from 19" to 22")
 W19 19" W20 20" W21 21" W22 22"

Select Adult Seat Depth and Ultra Rail Depth Adjustment

DA1621 (Depth adjustable from 16" - 21")
 D16 16" D17 17" D18 18" D19⁽¹⁾ 19" D20⁽¹⁾ 20" D21⁽¹⁾ 21"

- NOTES:**
- Long base must be used for seat depths 19" - 21"

SEAT CUSHION OPTIONS

SUBJECT TO STANDARD SEATING DISCOUNTS ONLY

MATRIX LIBRA CUSHION 16"w-20"w\$745
 LC1616 LC1618 LC1620 LC1622 LC1716 LC1718 LC1720
 LC1722 LC1816 LC1818 LC1820 LC1822 LC1916 LC1918
 LC1920 LC1922 LC2016 LC2018 LC2020 LC2022

MATRIX LIBRA CUSHION 21"-22"w\$1,025
 LC2118 LC2120 LC2122 LC2218 LC2220

MATRIX PS CUSHION 16"w-20"w\$569
 PS1616 PS1618 PS1620 PS1816 PS1818 PS1820 PS2016
 PS2018 PS2020

MATRIX PSVF CUSHION 16"w-20"w\$672
 PSVF1616 PSVF1618 PSVF1620 PSVF1816 PSVF1818
 PSVF1820 PSVF2016 PSVF2018 PSVF2020

MATRIX VI CUSHION 16"w-20"w\$624
 MA1616-VI MA1618-VI MA1620-VI MA1816-VI MA1818-VI
 MA1820-VI MA2016-VI MA2018-VI MA2020-VI

MATRIX VI CUSHION 21"w-22"w\$681
 MA2218-VI MA2220-VI

LAP BELTS AND CHEST STRAP

Push Button Style Seat Belt
 1004310 - 48" 1034625-61" 1034622-69"STD
 BP-PLB2 - Padded Lap Belt 2 point⁽¹⁾ -\$170
 BP-PLB4 - Padded Lap Belt 4 point⁽¹⁾ -\$215
 PNG 50193 - Chest Strap 5"W x 24 L\$210

- NOTES:**
- 67" Length only.

STORM® Series with Modular Maxx Power Positioning System

"RFQ" = Request For Quotation - Please call Motion Concepts Customer Service at 1-866-748-7943 and/or fax 905-695-0583 or Invacare Canada Customer Service at 1-800-668-5324

Dealer Name: _____

Dealer Account Number: _____

PO #: _____

Tag: _____

BACK OPTIONS

STANDARD REHAB BACK AND BACK CUSHIONN/C

- SRB16 16" WIDE SRB17 17" WIDE SRB18 18" WIDE SRB19 19" WIDE
SRB20 20" WIDE SRB21 21" WIDE SRB22 22" WIDE

RECESSED PLANAR INTERFACE PLATE⁽¹⁾ N/C

- RPIF16 16" WIDE RPIF17 17" WIDE RPIF18 18" WIDE RPIF19 19" WIDE
RPIF20 20" WIDE RPIF21 21" WIDE RPIF22 22" WIDE

OMIT: RIGID BACK PAN & CUSHION⁽²⁾(\$75)

OMITBACK

NOTES:

1. Included with all Recline Systems when no back is selected. May also be used as an interface for after market backs.
2. Not available with Recline.

UPGRADEABLE BACK OPTIONS⁽¹⁾⁽²⁾⁽³⁾⁽⁴⁾

SUBJECT TO STANDARD SEATING DISCOUNTS ONLY

MOTION HIGH BACK WIDTHS 16-22" \$595

- MHB1616 MHB1618 MHB1620 MHB1716 MHB1718 MHB1720
MHB1816 MHB1818 MHB1820 MHB1916 MHB1918 MHB1920
MHB2016 MHB2018 MHB2020 MHB2116 MHB2118 MHB2120
MHB2216 MHB2218 MHB2220

MATRIX PB ELITE BACK 16"-20" WIDTHS (3" Contour) . . \$766

- PBE1614 PBE1616 PBE1618 PBE1620 PBE1714 PBE1716
PBE1718 PBE1720 PBE1814 PBE1816 PBE1818 PBE1820
PBE1916 PBE1918 PBE1920 PBE2014 PBE2016 PBE2018
PBE2020

MATRIX PB ELITE HD BACK 21"-22" WIDTHS⁽³⁾ \$1051

- PBE2116-HD PBE2120-HD PBE2216-HD PBE2220-HD

MATRIX PB ELITE TR BACK 16"-20" WIDTHS⁽³⁾ \$825

- PBE1616-TR PBE1618-TR PBE1620-TR PBE1716-TR PBE1718-TR
PBE1720-TR PBE1816-TR PBE1818-TR PBE1820-TR PBE1916-TR
PBE1918-TR PBE1920-TR PBE2016-TR PBE2018-TR PBE2020-TR

MATRIX PB ELITE DEEP BACK 16"-20" WIDE (6" contour)⁽³⁾ . . \$918

- EDB1616 EDB1618 EDB1620 EDB1716 EDB1718 EDB1720
EDB1816 EDB1818 EDB1820 EDB1916 EDB1918 EDB1920
EDB2016 EDB2018 EDB2020

UPGRADEABLE BACK OPTIONS - CONTINUED⁽¹⁾⁽²⁾⁽³⁾⁽⁴⁾

SUBJECT TO STANDARD SEATING DISCOUNTS ONLY

MATRIX PB BACK 16"-20" WIDE (5" CONTOUR)⁽³⁾ \$734

- MPB1616 MPB1620 MPB1716 MPB1720 MPB1816 MPB1820
MPB2016 MPB2020

MATRIX PB DEEP BACK 16"-20" WIDE (7" CONTOUR)⁽³⁾ . . . \$892

- MPBD1616 MPBD1620 MPBD1716 MPBD1720 MPBD1816
MPBD1820 MPBD2016 MPBD2020

MATRIX PB HD BACK (5" CONTOUR) 20"-22" WIDTHS⁽⁴⁾ . . \$1,051

- HDB2016 HDB2020 HDB2216 HDB2220

MATRIX PB HEAVY DUTY DEEP BACK(7" CONTOUR) 20"-22" WIDTHS⁽⁴⁾

. \$1,209

- DHDB2016 DHDB2020 DHDB2216 DHDB2220

NOTES:

1. 4" gap is recommended for Tilt systems to allow for the seat cushion.
2. 6" gap is recommended for systems with Recline/ESR.
3. PB Backs are not available with the Precline Module.

MUST BE COMPLETED	Measurement in Inches
Actual back pan height (ADD)	
Gap (space between seat pan to bottom of back pan) (ADD) 4-5" gap is required for Tilt systems 6-7" gap is required for systems with Recline/ESR or Recline/PSB.	
Finished Back Height (TOTAL) (Seat pan to top of back pan)	

4. The Heavy Duty PB and Heavy Duty PB Deep back are not available with Recline.

FINISHED BACK HEIGHT

Finished Back heights for Tilt Systems⁽¹⁾

- TFB18 18" TFB19 19" TFB20 20" TFB21 21" TFB22 22"
TFB23 23" TFB24 24" TFB25 25"

Finished Back heights for Tilt/Recline Systems⁽¹⁾

- RFB20 20" RFB21 21" RFB22 22" RFB23 23" RFB24 24"
RFB25 25" RFB26 26" RFB27 27"

NOTES:

1. Comes with standard cane height.

TILT ONLY BACK CANE SPECIFICATIONS

Straight (90°)Tilt Back Cane Height

- 18SCANES 18" 20SCANES 20" 22SCANES 22"

Back Cane Angle will be set at 96° Tilt Canes are adjustable from 81° to 121° in 3° increments.

STORM® Series with Modular Maxx Power Positioning System

"RFQ" = Request For Quotation - Please call Motion Concepts Customer Service at 1-866-748-7943 and/or fax 905-695-0583 or Invacare Canada Customer Service at 1-800-668-5324

Dealer Name: _____

Dealer Account Number: _____

PO #: _____

Tag: _____

HEADRESTS & MOUNTING HARDWARE

Headrest with Fixed Headrest Hardware

NOTE: Multi-Axis Hardware is required for all Upgradable Back Options

- 0127700 - Concepts Standard HeadrestNo Charge
- MCAUTO- Concepts Auto Style Headrest\$350

Headrest Swing Aways and Removable Mounts - Pad not included

- MAHU - Concepts Multi-Axis Hardware⁽¹⁾\$225
- OMITHEAD - **OMIT: Headrest**N/C

NOTES:

1. Required for all Upgradable Back Options.

ARMREST - SELECT ARM LENGTH

Right Full Desk ----- Left Full Desk

ARMRESTS

Adult Dual Post Adjustable Height (9"-13") With Quick Height Adjustment Lever and Flat pouch (pair)N/C

- D0123-C97 Desk Length Pair
- D0123-C98 Desk Right, Full Left
- D0123-C98 Full Right, Desk Left
- D0123-C99 Full Length Pair

Reclining Adjustable Height (9"-13")STD

- D0127-C67 Desk Length Pair
- D0127-C73 Desk Right, Full Left
- D0127-C74 Full Right, Desk Left
- D0127-C75 Full Length Pair

Maxx Recline Height (9"-13") & Angle Adjustable Cantilever Flip Back Armrest⁽²⁾ (pair)\$488

- D0128-C19 Desk Length Pair
- D0128-C21 Desk Right, Full Left
- D0128-C24 Full Right, Desk Left
- D0128-C75 Full Length Pair

Ultra Rail Seat Mounted Flip Back Cantilever Maxx Tilt Arm⁽¹⁾ (9"-12.5") (pair)\$488

- D0114-C11 Desk Length Pair
- D0114-C12 Desk Right, Full Left
- D0114-C13 Full Right, Desk Left
- D0114-C14 Full Length Pair

NOTES:

1 Non-removable.

ARMPADS

Standard Pads-(Each)STD

- D0153-C25-R Desk Length Right
- D0153-C25-L Desk Length Left
- D0153-C26-R Full Length Right
- D0153-C26-L Full Length Left

Waterfall Arm Pads-(Each)N/C

- D0153-C27-R Desk Length Right (2.25"x10")
- D0153-C27-L Desk Length Left (2.25"x10")
- D0153-C28-R Full Length Right (2.25"x14")
- D0153-C28-L Full Length Left (2.25"x14")

Modular Arm Pads - (Each)\$35

- D0153-C09 Full length Integral Skin Right (14)
- D0153-C11 Full length Integral Skin Left (14)
- D0153-C13 Desk length Integral Skin Right (10)
- D0153-C15 Desk length Integral Skin Left (10)
- D0153-C10 Full length Startex Covered Visco-Elastic Right (14)
- D0153-C12 Full length Startex Covered Visco-Elastic Left (14)
- D0153-C14 Desk length Startex Covered Visco-Elastic Right (10)
- D0153-C16 Desk length Startex Covered Visco-Elastic Left (10)

Flat Pads- (Each)

SUBJECT TO STANDARD SEATING DISCOUNTS ONLY

- MPA-D-R Desk Length Right (3"x10") Matr MPA-D\$80
- MPA-D-L Desk Length Left (3"x10") Matr MPA-D\$80
- MPA-F-R Full Length Right (3"x14") Matr MPA-F\$80
- MPA-F-L Full Length Left (3"x14") Matr MPA-F\$80

Gel Pads- (Each)

SUBJECT TO STANDARD SEATING DISCOUNTS ONLY

- GAP-N-R Narrow Desk Length Right (2"x12") Matr GAP-N\$176
- GAP-N-L Narrow Desk Length Left (2"x12") Matr GAP-N\$176
- GAP-W-R Full Length Right (3.5"x12") Matr GAP-W\$192
- GAP-W-L Full Length Left (3.5"x12") Matr GAP-W\$192
- GAP-L-R Full Length Right (3.5"x14") Matr GAP-L\$206
- GAP-L-L Full Length Left (3.5"x14") Matr GAP-L\$206

Ergonomic Arm Trough (Each)

SUBJECT TO STANDARD SEATING DISCOUNTS ONLY

- EAT-L Left (4.5"x13")\$121
- EAT-R Right (4.5"x13")\$121

Flat Hand Pad (Each)

SUBJECT TO STANDARD SEATING DISCOUNTS ONLY

- EHP-L LEFT (4.5"x5")\$85
- EHP-R RIGHT (4.5"x5")\$85
- OMIT: Armpads (7/8" diameter tube)(\$25)

"RFQ" = Request For Quotation - Please call Motion Concepts Customer Service at 1-866-748-7943 and/or fax 905-695-0583 or Invacare Canada Customer Service at 1-800-668-5324

Dealer Name: _____
 Dealer Account Number: _____
 PO #: _____
 Tag: _____

ARMPADS - ACCESSORIES

Elbow Block RIGHT (prevents arm from slipping off) \$195

- Select Size:
 EBXS-R (3.25"x4.25") EBS-R (3.5"x5.25") EBM-R (3.75"x5.75")
 EBL-R (4.25"x6.5")
 Select Extension
 Vertical: EBVES-R (3") EBVEL-R (5")
 Horizontal: EBHES-R (5") EBHEL-R (7")

Elbow Block LEFT (prevents arm from slipping off) \$195

- Select Size:
 EBXS-L (3.25"x4.25") EBS-L (3.5"x5.25") EBM-L (3.75"x5.75")
 EBL-L (4.25"x6.5")
 Select Extension
 Vertical: EBVES-L (3") EBVEL-L (5")
 Horizontal: EBHES-L (5") EBHEL-L (7")

Multi Axis Upper Extremity Support (Armpad) each⁽¹⁾ \$257
SUBJECT TO STANDARD SEATING DISCOUNTS ONLY

- Allows rotation of the armpad. Quick Adjustment Lever
 MACES-EA-R For use with Ergonomic Arm Pad - Right
 MACES-EA-L For use with Ergonomic Arm Pad - Left
 MACES-GA-R For use with Gap Armpad-Right
 MACES-GA-L For use with Gap Armpad-Left

1" Offset Armrest Spacer (pair) (Allows seat width to increase by 2") . . \$250

- D0123-E01 For Dual Post Armrests, Pair
 D0127-D01 For Recline Armrests, Pair

1/2" Offset Armrest Spacer (pair) (Allows seat width to increase by 1") . \$250

- D0123-E02 For Dual Post Armrests, Pair
 D0127-D02 For Recline Armrests, Pair

NOTES:
 1. Allows rotation of the armpad, only compatible with Modular Arm Pads or Ergonomic Arm Troughs.

LATERALS – FOR ALL OTHER BACKS (EXCLUDING MATRIX PB ELITE DEEP AND PB DEEP BACKS)⁽¹⁾

Lateral Trunk Support with Fixed Mounting Hardware (Pair) . . . \$295

- D0135-C25 X Small (3.25" x 4.25")
 D0135-C26 Small (3.5" x 5.25")
 D0135-C27 Medium (3.75" x 5.75")
 D0135-C28 Large (4.25" x 6.5")

Maxx Style Swingaway Multi-Adj. Mounting Hardware-Left⁽¹⁾⁽²⁾ . \$395

- D0135-C13 X Small (3.25" x 4.25")
 D0135-C14 Small (3.5" x 5.25")
 D0135-C15 Medium (3.75" x 5.75")
 D0135-C16 Large (4.25" x 6.5")

Maxx Style Swingaway Multi-Adj. Mounting Hardware-Right⁽¹⁾⁽²⁾ \$395

- D0135-C09 X-Small (3.25" x 4.25")
 D0135-C10 Small (3.5" x 5.25")
 D0135-C11 Medium (3.75" x 5.75")
 D0135-C12 Large (4.25" x 6.5")

Additional Telescoping Link(ea) Quantity () \$75
 (Adding an additional 1" telescoping link gives up to 5.5" medial offset⁽²⁾)
 D0135-A01 R - Right
 D0135-A01 L - Left

NOTE:
 1. These laterals are not available with Matrix PB Elite Deep and PB Deep Backs.
 2. Standard with 1" telescoping link gives 0-2.75" medial offset. The amount of offset available may be impacted by back thickness.

MATRIX LATERALS – FOR PB ELITE, ELITE "FULL" AND ELITE-TR FULL BACKS
SUBJECT TO STANDARD SEATING DISCOUNTS ONLY

Matrix Standard Fixed Lateral with Pad LEFT
 Select pad : PBLS-L Standard (7.5" x 5") \$116
 PBSS-L Small (5.5"x3") \$113

Matrix Standard Fixed Lateral with Pad RIGHT
 Select pad : PBLS-R Standard (7.5" x 5") \$116
 PBSS-R Small (5.5"x3") \$113

Matrix Offset Fixed Lateral with Pad LEFT - PBOL-L \$125

Matrix Offset Fixed Lateral with Pad RIGHT - PBOL-R \$125

MATRIX SWING AWAY LATERALS – FOR PB ELITE, ELITE "FULL" AND ELITE-TR FULL BACKS
SUBJECT TO STANDARD SEATING DISCOUNTS ONLY

Matrix Lateral Trunk Support Left pad (each) \$108

- Select Size:
 EPAD-XS-L X Small (3.25" x 4.25")
 EPAD-S-L Small (3.5" x 5.25")
 EPAD-M-L Medium (3.75" x 5.75")
 EPAD-L-L Large (4.25" x 6.5")

Matrix Lateral Trunk Support Right pad (each) \$108

- Select Size:
 EPAD-XS-R X Small (3.25" x 4.25")
 EPAD-S-R Small (3.5" x 5.25")
 EPAD-M-R Medium (3.75" x 5.75")
 EPAD-L-R Large (4.25" x 6.5")

SELECT SWING AWAY HARDWARE TO CONVERT ABOVE:

Matrix Elite Back Swing Away Hardware
 SAHEB-L Left \$195
 SAHEB-R Right \$195

Matrix Offset Elite Swing Away Hardware
 OSAH-L \$195
 OSAH-R \$195

HIP SUPPORTS

Lateral Hip Support Pad with Fixed Mounting LEFT \$120

- Select Size:
 D0144-C13-L X Small (5.5" x 4")
 D0144-C14-L Small (7" x 6")
 D0144-C15-L Medium (9" x 4")
 D0144-C16-L Large (13" x 4")

Lateral Hip Support Pad with Fixed Mounting RIGHT \$120

- Select Size:
 D0144-C09-R X Small (5.5" x 4")
 D0144-C10-R Small (7" x 6")
 D0144-C11-R Medium (9" x 4")
 D0144-C12-R Large (13" x 4")

Lift Off Removable Hardware for Hip Support (Hip position only)
 D0144-LORH-L LEFT \$195
 D0144-LORH-R RIGHT \$195

Maxx Style Quick Release, Removable, Multi-Axis Mounting Hardware for Hip Supports
 D0144-MQRH-R LEFT \$215
 D0144-MQRH-L LEFT \$215

Swingaway Removable Hardware for Hip Supports
 D0144-SARH-L LEFT \$195
 D0144-SARH-R RIGHT \$195

STORM® Series with Modular Maxx Power Positioning System

"RFQ" = Request For Quotation - Please call Motion Concepts Customer Service at 1-866-748-7943 and/or fax 905-695-0583 or Invacare Canada Customer Service at 1-800-668-5324

Dealer Name: _____

Dealer Account Number: _____

PO #: _____

Tag: _____

STANDARD FRONT RIGGING

D0158-C05 Invacare 70NHD Receivers Only (Pair)⁽¹⁾N/C

NOTES:

1. Not covered by Motion Concepts Lifetime warranty.

MANUAL CENTER MOUNT FRONT RIGGING

Basic Fixed Center Mount Platform ⁽¹⁾⁽²⁾ \$250

D0157-BFCM Seat pan to footplate 13"-17" Set at _____

Basic Footplate (12" x 10.75 steel 1/8" thick built in heel wells)* \$100

D0157-A15

Upgraded Fixed Center Mount Foot Platform with Individual

Calf pads, 12" x 9" cast footplate and a rubber foot mat⁽¹⁾⁽²⁾ . . \$795

D0157-UFCM Seat pan to footplate 13"-21" Set at _____

Invacare Centre Mount Adjustable Knee Angle CTMT \$489

Seat pan to footboard: CTMT-FJ (9.25"-12")

CTMT-F (12.25"-15")

CTMT-FB Invacare Footboard for use with CTMT . . N/C

CALF - Invacare Calf Pads for use with CTMT . . . \$268

Invacare Individual Footplates for CTMT

SM(5.25"Wx7.5"D) MED(5.5"Wx9.5"D) LRG(5.9"Wx11.5"D)

NOTES:

- 2.5" of ground clearance is required.
- Three settings available 83°, 90° and 97°

POWER CENTER MOUNT FOOT PLATFORM OPTIONS

MUST BE COMPLETED	Measurement in Inches
Knee to Heel:	
Cushion Thickness: (Subtract)	
Cushion Compression: (Add)	
Seat Pan to Footplate: (Total)	

LNx Power Center Mount Foot Platform with Individual Calf Pads, 12" x 9" Cast Footplate and A Rubber Foot Mat.⁽¹⁾⁽²⁾⁽³⁾

D0101-LNX \$3200

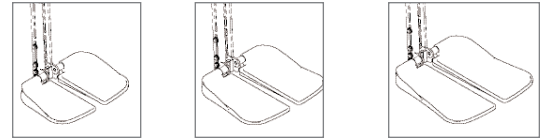
FCSB Flared Front Casters for Storm Base⁽⁴⁾ . . \$950

NOTES:

- 2.5" of ground clearance is required.
- 13"-19" unlimited adjustability. 8" of anti-shear extension.
- The front rigging will be set at approximately 80°, on the Storm Series unless orderd with FCSB, it which case it can be set at 90°.
- Allows 90° front rigging on Short Storm bases with 10" x 10" foot platform. This modification will give you "Long Base" dimensions.

FOOT PLATE OPTIONS FOR CENTER MOUNTS

Individual Foot plates for LNx and Upgraded Fixed Center Mount Foot Platform. (Pair) \$330
(In cast aluminum with built in heel cups and rubber mat)



Select:

CMIFP-S (5"W x 7.5"D) CMIFP-M(5.5"Wx9.5"D) CMIFP-L(6"Wx11.5"D)

SWING AWAY FRONT RIGGING OPTIONS

Invacare 70° Non-Tapered HD Swingaway Footrests w/Composite Footplates and Heel Loops (Pair)⁽¹⁾

70HDC⁽²⁾ \$325

Invacare 70° Non-Tapered HD Swingaway Footrests with AT5543 Adjustable Angle Footplates, Heel Loops and Impact Guards (Pair)⁽¹⁾

70HDAIH⁽³⁾ \$457

Invacare 70° Tapered Swingaway Footrests with AT5543 Adjustable Angle Footplates, Heel Loops and Impact Guards (Pair)⁽¹⁾

770TAPAIH⁽⁴⁾ \$497

Longer Pivot and Slide Tube for 70° Swingaways (Pair)

ALPT \$132

Heavy Duty 70° Swingaway Footrests (Pair)⁽¹⁾ \$495

Select Receivers: D0130-C81-A09 Straight

D0130-C81-A12 Flared outward 1"

Seat pan to footplate 13"-17"

Amputee Support (6.75"W x 9.75"L x 2H)⁽⁵⁾ \$495

Select: AMPS-L Left AMPS-R Right

NOTE:

- Heavy duty durable construction (4.5 lbs. each). Front rigging will be painted black.
- Includes Invacare 70NHD/1651/HLOOP. Painted Black.
- Includes Invacare 70NHD/AT5543/IMPACTG/HLOOP. Painted Black.
- Includes Invacare 70STAPER/AT5543/IMPACTG/HLOOP. Painted Black.
- Swing away and removable, 50° of angle adjustment, 3.5" height adjustment and 2" of fore/aft adjustment.

MANUAL ELEVATING LEGRESTS

Maxx Style Swing-Away Manual Elevating Pivot Legrests \$720

Select Receivers: D0182-C31-D03 Straight

D0182-C43-D06 Flared outward 1"

Seat pan to footplate 13"-17"

POWER FRONT RIGGING OPTIONS

Maxx Style Swing Away Power Elevating Pivot Legrests⁽¹⁾ . . \$2,490

Select Receivers: D0182-C03-D03 Straight

D0182-C03-D06 Flared outward 1"

Seat pan to footplate 13"-17"

Select Legrest Function:

INDLG-Individual⁽²⁾

CMBLG-Combined

SYNLG-Synchronized W/Recline

NOTE:

- Includes Swing Away receivers, Pivot Plus Legrests and actuators. Legs swing away manually.
- Individual legs count as two functions for electronics.

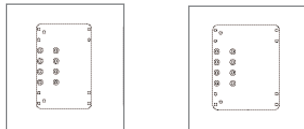
STORM® Series with Modular Maxx Power Positioning System

"RFQ" = Request For Quotation - Please call Motion Concepts Customer Service at 1-866-748-7943 and/or fax 905-695-0583 or Invacare Canada Customer Service at 1-800-668-5324

Dealer Name: _____
 Dealer Account Number: _____
 PO #: _____
 Tag: _____

FOOT PLATE OPTIONS FOR ELEVATING AND SWING-AWAY FRONT RIGGING

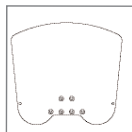
SELECT FOOTPLATE SIZE FOR BELOW HARDWARE:



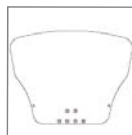
Adjustable Angle Foot Plates (Each)\$165
AAFP-M(5.25"Wx8"D) AAFP-L(6.25"Wx8"D)

Multi-Axis Adjustable Angle Foot Plates(Each)\$225
MAFP-M(5.25"Wx8"D) MAFP-L(6.25"Wx8"D)

CENTER MOUNT FOOT PLATFORM OPTIONS FOR UPGRADED FIXED CENTER MOUNT AND LNX



Medium Flip-up Foot Platform⁽¹⁾
TRC1024-C01 (12"W x 10.75"D)\$180



Large Flip-up Foot Platform⁽¹⁾
TRC1024-C05 (14.5"W x 13"D) \$250
TRC1024-C07 (17"W x 13"D) \$250



Extra Large Flip-up Foot Platform⁽¹⁾
TRC1024-C09 (21"W x 13"D) \$250

NOTE:
 1. May cause interference with certain seat widths call to confirm configuration.

CALF PAD AND STRAP OPTIONS

Airmesh Calf Panel for chairs 15"-18" wide 35.5"W x 9"H pad
BP-CP-MD\$170

Airmesh Calf Panel for chairs 18"-22" wide 38.5"W x 9"H pad
BP-CP-LG\$185

ADDITIONAL OPTIONS AND ACCESSORIES

Transfer Handles (Height Adjustable)\$350
 Select Height: D0176-C03 4"-6.5" D0176-C04 9"-11.5"

ELECTRONICS SWITCH MOUNTING

Select: ESWM-L Left ESWM-R Right ESDNM Do Not Mount
SPCTRL Specialty Controls*

*Please complete specification sheet on page 10 for Invacare Only

TRC1273 12 Piece Switch Mounting Hardware Kit (additional kits) \$39

SINGLE-FUNCTION ELECTRONICS

SFCB Single-Function Control Box⁽¹⁾ STD

Must select switch:

- SPB Single Push Button
- STS Single Toggle
- DPB Dual Push Button
- OSW Omit Switch

SFCB-J Single Function Through Joystick⁽¹⁾\$750

SFCB-SC Through Specialty Control\$750

Fill out Specialty control configuration sheet on page 9

Additional Switches (each)

- SPB-A Single Push Button \$97
- STS-A Single Toggle \$97
- DPB-A Dual Push Button \$97

NOTES:

1. These electronics include attendant control, reduced drive, drive lock-out, tilt limit and actuator speed control and switch configuration.

MULTI-FUNCTION ELECTRONICS

MFC-M6S Multi-Function 600 Series Control Box⁽¹⁾\$1,950

Select through switch:

- QPB Quad Push Button
- 4WT Four-Way Toggle
- 8WR 8-Way Rocker

OR MFC-M6S-J - Through Joystick (Driver Control)
MFC-SC - Through Specialty Control

Fill out Specialty control configuration sheet on page 9

Includes: Reduced Drive for Elevating SeatRDES-Y Yes RDES-N No

Additional Switches (each)

- QPB-A Quad Push Button.....\$97
- 4WT-A Four-Way Toggle\$97
- 8WR-A 8-Way Rocker.....\$150

NOTES:

1. These electronics include attendant control, drive lock-out, tilt/recline limit and actuator speed control

VENT TRAYS⁽¹⁾⁽²⁾⁽³⁾

Vent Tray - Articulating (Without Battery Tray)\$1,350

- VENT-H Horizontal (14W X 15D X 10H)
- VENT-V Vertical (14.625W X 10.125D X 13H)

ADD: Battery Tray -\$500


- Select: VBT-G22 Group 22 Battery
VBT-U1 U1 Battery
VBT-40A 40 amp Battery⁽⁴⁾

NOTES:

1. Vents are not standard configuration on Elevating or Precline Systems or with Single Posts Backs. Please request a quotation.
2. 50° CG Tilt System weight limit is 225 lbs.
3. The maximum weight capacity on the vent trays is 35 lbs.
4. Not available on the Storm seat with seat depths below 17".

"RFQ" = Request For Quotation - Please call Motion Concepts Customer Service at 1-866-748-7943 and/or fax 905-695-0583 or Invacare Canada Customer Service at 1-800-668-5324


SPECIALTY CONTROLS SHEET



INVACARE

STANDARD

Tilt

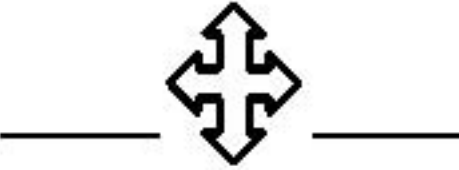


Legs
(Left Leg) Elevate
(Right Leg)

Recline

SPECIALTY

Pre selected from Factory



COMPACT-LAPTOP VENT TRAYS⁽¹⁾⁽²⁾⁽³⁾

- VENT-CTA Compact Vent Tray-Articulating (Without Battery Tray) \$1,350
- VENT-CBA Vent Bag Holder - Articulating -(Without Battery Tray) . . . \$990
- VENT-TVA Trilogy 100/200 Vent Tray (Without Battery Tray) . . . \$1,350
(14.625W X 10.125D X 13H)

- NOTES:**
1. Vents are not standard configuration on Elevating or Precline Systems or with Single Posts Backs. Please request a quotation.
 2. 50° of tilt and 300 lb. weight capacity is available when using a Compact-Laptop Vent Tray.
 3. The maximum weight capacity on the vent trays is 35 lbs.

O2 HOLDERS

- NAO2G Non-Articulating O₂ Gas Holder (Cylinder Style) . . . \$395
- AO2G Articulating O₂ Gas Holder (Cylinder Style)⁽¹⁾ . . . \$1,250

- NOTES:**
1. Articulating O₂ holders are not standard configurations on Preline Systems, please call for quotation.

OTHER
