



Quickie 2 November 2016

EIQ2N

Mark For: _____

Submitting for: Quote Order

Date: _____

PO#: _____

Dealer Acct #: _____

Dealer: _____

ADDITIONAL SHIPPING INFORMATION

Dealer Contact: _____

Ship To: _____

Dealer Address: _____

Attention: _____

Dealer Phone: () _____

City: _____

Dealer Fax: () _____

Address: _____

Confirmation Email: _____

Ship To City: _____ PR: _____ PC: _____

Confirm Via: Fax Email

Ship To Phone: () _____ Fax: () _____

MEDmobility Reference Only

1. FRAME STYLE

184WM32 Quickie 2 \$2,847.00

2. XTENDER POWER ASSIST OPTION

Rear axle position available 15.5"-17.5". Front seat height must be greater than rear and NA w/ Rounded frame. NA with 3/4" & 1 1/2" caster stems - OR - Depth Adj. Back, HD Package or Transit Option. Rear seat heights of 19"-21" available through Built 4 Me.

Xtender Power Assist

<input type="checkbox"/>	184XT6	22" Xtender Power Assist JWX-2 NICKEL	\$8,695.00
<input type="checkbox"/>	184XT7	22" Xtender Power Assist JWX-2 LITHIUM	\$10,095.00
<input type="checkbox"/>	184XT4	24" Xtender Power Assist JWX-2 NICKEL	\$8,695.00
<input type="checkbox"/>	184XT5	24" Xtender Power Assist JWX-2 LITHIUM	\$10,095.00

Xtender Accessory

<input type="checkbox"/>	184XA10	Spare NiMH Power Pack - NICKEL	\$1,061.00
<input type="checkbox"/>	184XA11	Spare NiMH Power Pack - LITHIUM	\$2,155.00

Xtender Wheel Options

<input type="checkbox"/>	184XA8	SPARE 22" Lite Spoke Pneu Alum	NC
<input type="checkbox"/>	184XA9	SPARE 22" Lite Spoke Pneu Plastic	\$125.00
<input type="checkbox"/>	184XA2	SPARE 24" Lite Spoke Pneu Alum	NC
<input type="checkbox"/>	184XA4	SPARE 24" Lite Spoke Pneu Plastic	\$125.00

Xtender Handrim Options

<input type="checkbox"/>	184XH3	Plastic Coated	NC
<input type="checkbox"/>	184XH4	Stainless Steel	NC

3. FRAME SET UP

Rear Frame Type (265 lbs. Weight Capacity)

<input type="checkbox"/>	184RS1	Rear Side Frame Straight	NC
<input type="checkbox"/>	184RS2	Rear Side Frame Rounded NA w/ Xtender Power Assist	NC
<input type="checkbox"/>	184RS3	Depth Adjustable Back (DAB) NA w/ swing-away, flip-back armrests, or Xtender. Backrest set 2" rear of seat tube w/ 1" adjustable forward.	\$320.00

Frame Width (Continued)

<input type="checkbox"/>	184W12	21" (Only Avail. w/ Heavy Duty)	\$268.00
<input type="checkbox"/>	184W13	22" (Only Avail. w/ Heavy Duty)	\$268.00

Heavy Duty Package (350 lbs. weight capacity)

<input type="checkbox"/>	184HV1	Heavy Duty (18"-22" w. only) NA w/ Xtender or Small Frame. Includes Reinforced Back Upholstery & Stabilizer Bar.	\$1,098.00
--------------------------	--------	---	------------

Seat Depth

<input type="checkbox"/>	184SD5	12"	NC
<input type="checkbox"/>	184SD6	13"	NC
<input type="checkbox"/>	184SD7	14"	NC
<input type="checkbox"/>	184SD67	15"	NC
<input type="checkbox"/>	184SD9	16"	NC
<input type="checkbox"/>	184SD69	17"	NC
<input type="checkbox"/>	184SD70	18"	NC
<input type="checkbox"/>	184SD71	19"	\$268.00
<input type="checkbox"/>	184SD13	20"	\$268.00

Frame Width

<input type="checkbox"/>	184W3	12"	NC
<input type="checkbox"/>	184W4	13"	NC
<input type="checkbox"/>	184W5	14"	NC
<input type="checkbox"/>	184W6	15"	NC
<input type="checkbox"/>	184W7	16"	NC
<input type="checkbox"/>	184W8	17"	NC
<input type="checkbox"/>	184W9	18"	NC
<input type="checkbox"/>	184W10	19"	\$268.00
<input type="checkbox"/>	184W11	20"	\$268.00

Frame Length

<i>Hemi frame lengths NA w/ Xtender Power Assist</i>			
<input type="checkbox"/>	184FL83	Small (12"-14")	NC
<input type="checkbox"/>	184FL9	Regular (13"-16")	NC
<input type="checkbox"/>	184FL18	Long (15"-18")	NC
<input type="checkbox"/>	184FL25	X-Long (17"-20")(Steel Reinforced)	\$121.00
<input type="checkbox"/>	184FL17	Hemi (13"-16")	NC
<input type="checkbox"/>	184FL24	Long Hemi (15"-18")	NC
<input type="checkbox"/>	184FL29	X-Long Hemi (17"-20")(Steel Reinforced)	NC

Customer Service: 800-263-3390 Fax: 800-561-5834 www.sunrisemedical.ca

Specifications are subject to change without notice. Copyright © 2016 Sunrise Medical Canada Inc. Quickie 2 MK-100059 REV E (US) REV 4 (CA)

4. FRONT SEAT HEIGHT SET UP

Front Seat Height

Please see matrix on Page 9 for additional information

<input type="checkbox"/>	184SH40	13.5" (Only available on Hemi Frame)	NEW!	NC
<input type="checkbox"/>	184SH41	14" (Only available on Hemi Frame)		NC
<input type="checkbox"/>	184SH42	14.5"		NC
<input type="checkbox"/>	184SH12	15"		NC
<input type="checkbox"/>	184SH13	15.5"		NC
<input type="checkbox"/>	184SH14	16"		NC
<input type="checkbox"/>	184SH15	16.5"		NC
<input type="checkbox"/>	184SH16	17"		NC
<input type="checkbox"/>	184SH17	17.5"		NC
<input type="checkbox"/>	184SH18	18"		NC
<input type="checkbox"/>	184SH20	18.5"		NC
<input type="checkbox"/>	184SH21	19"		NC
<input type="checkbox"/>	184SH23	19.5"		NC
<input type="checkbox"/>	184SH24	20"		NC
<input type="checkbox"/>	184SH26	20.5"		NC
<input type="checkbox"/>	184SH27	21"		NC
<input type="checkbox"/>	184SH29	21.5" (NA with Hemi Frame)		NC
<input type="checkbox"/>	184SH36	22" (NA with Hemi Frame)		NC

Caster Options

<input type="checkbox"/>	184OC1	Caster Pin Locks (N/A w/8"x2") NA w/ Xtender, Frog Legs or Transit	\$132.00
--------------------------	--------	---	----------

Caster Fork

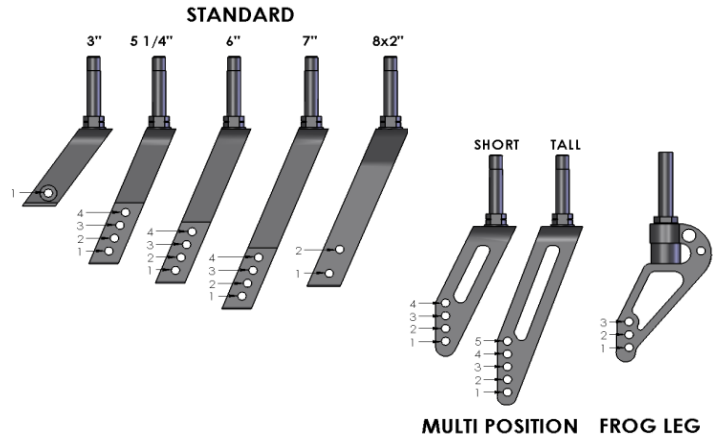
Please see matrix on Page 9 for additional information

<input type="checkbox"/>	184CF46	Multi Position Fork-Short	NC
<input type="checkbox"/>	184CF47	Multi Position Fork- Tall	NC
<input type="checkbox"/>	184CF62	3" Fork	NC
<input type="checkbox"/>	184CF12	5 1/4" Fork	NC
<input type="checkbox"/>	184CF17	6" Fork	NC
<input type="checkbox"/>	184CF23	7" Fork	NC
<input type="checkbox"/>	184CF29	8" x 2" Fork	NC
<input type="checkbox"/>	184CF53	Frog Legs Suspension (0-100 lbs)	\$500.00
<input type="checkbox"/>	184CF54	Frog Legs Suspension (101-190 lbs)	\$500.00
<input type="checkbox"/>	184CF55	Frog Legs Suspension (191-265 lbs)	\$500.00

Caster Wheels

All 8" casters NA w/ 90° hangers, ELRs or small frame length. Also NA w/ combination of regular front frames, composite footplates, 24" wheels, and 70 and 80 degree hangers. See matrix on page 9.

<input type="checkbox"/>	184CW1	3" Micro	NC
<input type="checkbox"/>	184CW3	4" Low Profile Polyurethane NA w/ HD package	NC
<input type="checkbox"/>	184CW31	4" Micro Lighted	\$95.00
<input type="checkbox"/>	184CW72	4" x 1" Aluminum Polyurethane	\$63.00
<input type="checkbox"/>	184CW44	4" x 1.25" Semi Pneumatic	NC
<input type="checkbox"/>	184CW64	4" x 1.5" Aluminum Soft Roll	\$95.00
<input type="checkbox"/>	184CW5	5" Low Profile Polyurethane	NC
<input type="checkbox"/>	184CW51	5" Micro Lighted	\$95.00
<input type="checkbox"/>	184CW65	5" x 1" Aluminum Polyurethane	\$95.00
<input type="checkbox"/>	184CW7	5" x 1.5" Semi-Pneumatic	\$95.00
<input type="checkbox"/>	184CW6	5" Soft Roll (Grey) NA w/ Frog Legs	\$110.00
<input type="checkbox"/>	184CW66	5" x 1.5" Aluminum Soft Roll	\$95.00
<input type="checkbox"/>	184CW34	6" Polyurethane	NC
<input type="checkbox"/>	184CW33	6" Pneumatic	\$95.00
<input type="checkbox"/>	184CW35	6" x 1.5" Semi Pneumatic	\$95.00
<input type="checkbox"/>	184CW68	6" x 1.5" Aluminum Soft Roll	\$95.00
<input type="checkbox"/>	184CW16	7" Polyurethane	NC
<input type="checkbox"/>	184CW32	8" Polyurethane	NC
<input type="checkbox"/>	184CW21	8" Pneumatic	\$126.00
<input type="checkbox"/>	184CW39	8" x 1.5" Semi Pneumatic	\$126.00
<input type="checkbox"/>	184CW36	8" x 2" Pneumatic	\$215.00
<input type="checkbox"/>	184CW22	8" x 2" Pneumatic w/Airless Insert	\$342.00



5. HANGER & FOOTPLATE OPTIONS

NEW!

Hangers

Front mount hangers only available w/ aluminum angle adj footplates.
ALR/ELR Hangers NA w/ Push To Lock wheel locks.

<input type="checkbox"/>	184H145	60° Swing In/Out Hanger	NC
<input type="checkbox"/>	184H139	70° Swing In/Out Hanger	NC
<input type="checkbox"/>	184H141	80° Swing In/Out Hanger	NC
<input type="checkbox"/>	184H154	60° Swing In/Out Hanger Hemi	NC
<input type="checkbox"/>	184H155	70° Swing In/Out Hanger Hemi	NC
<input type="checkbox"/>	184H140	70° Swing In/Out Front Mount	NC
<input type="checkbox"/>	184H142	80° Swing In/Out Front Mount	NC
<input type="checkbox"/>	184H158	90° Swing In/Out Front Mount	NC
<input type="checkbox"/>	184H159	Articulating Hanger NA w/ Platform Flip Up and Alum Angle Adj Front Mount footplates.	\$457.00
<input type="checkbox"/>	184H160	Elevating Hanger - Ext Mount NA w/ Platform Flip Up and Alum Angle Adj Front Mount footplates.	\$295.00
<input type="checkbox"/>	184H161	Elevating Hanger - Front Mount Only available w/ front mount alum angle adj footplates and 14"-22" width	\$295.00
<input type="checkbox"/>	184H32	Omit Hanger	-\$16.00

Footplates

Heel loop or leg strap not included, See Footplate Options Section

<input type="checkbox"/>	184F1	Composite (13"-22"w)	NC
<input type="checkbox"/>	184F271	Composite Angle Adj-(16"-22"w)	\$152.00
<input type="checkbox"/>	184F3	Alum Angle Adj - Ext Mt (12"-22"w)	\$152.00
<input type="checkbox"/>	184F8	Alum Angle Adj - Front Mt(12"-22"w)	\$152.00
<input type="checkbox"/>	184F5	Aluminum Footplate - Fixed Available w/ Ext Mount ELR or ALR	NC
<input type="checkbox"/>	184F48	Platform Flip Up (12"-22"w) NA w/ Hemi Hangers, ELR/ALR or Front Mount	\$200.00
<input type="checkbox"/>	184F7	Omit Footplate & Ext Tube	-\$16.00

Footrest Extension Tubes

Required w/ extension tube mounted hangers. See leg length matrix

<input type="checkbox"/>	184E1	Short	NC
<input type="checkbox"/>	184E2	Medium	NC
<input type="checkbox"/>	184E5	Long	NC
<input type="checkbox"/>	184E16	High Mount NA w/ one-arm drive option or ELR/ALR or 90° front mount. Only available w/angle adj footplates	\$84.00
<input type="checkbox"/>	184E23	2" - Front Mount Only NA w/ 6", 7" or 8" casters with 90° hangers, or ELR's	\$47.00
<input type="checkbox"/>	184E24	4" - Front Mount Only NA w/ 90° hangers or ELR/ALR	\$47.00

Footplate Options (Ext Tube & Front Mount)

<input type="checkbox"/>	184HL1	Heel Loop	NC
<input type="checkbox"/>	184HL5	Leg Strap	NC
<input type="checkbox"/>	184HL4	Omit Heel Loop	NC
<input type="checkbox"/>	184HL6	Omit Leg Strap	NC

Lower Leg Length Setting (Extension Mount Only)

Recommend 2" less than FSTFH. (*)denotes frame

<input type="checkbox"/>	184LO01	9.0" Hemi Only*	NC	<input type="checkbox"/>	184LO13	15.0"	NC
<input type="checkbox"/>	184LO02	9.5" Hemi Only*	NC	<input type="checkbox"/>	184LO14	15.5"	NC
<input type="checkbox"/>	184LO03	10.0"	NC	<input type="checkbox"/>	184LO15	16.0"	NC
<input type="checkbox"/>	184LO04	10.5"	NC	<input type="checkbox"/>	184LO16	16.5"	NC
<input type="checkbox"/>	184LO05	11.0"	NC	<input type="checkbox"/>	184LO17	17.0"	NC
<input type="checkbox"/>	184LO06	11.5"	NC	<input type="checkbox"/>	184LO18	17.5"	NC
<input type="checkbox"/>	184LO07	12.0"	NC	<input type="checkbox"/>	184LO19	18.0"	NC
<input type="checkbox"/>	184LO08	12.5"	NC	<input type="checkbox"/>	184LO20	18.5"	NC
<input type="checkbox"/>	184LO09	13.0"	NC	<input type="checkbox"/>	184LO21	19.0"	NC
<input type="checkbox"/>	184LO10	13.5"	NC	<input type="checkbox"/>	184LO22	19.5"	NC
<input type="checkbox"/>	184LO11	14.0"	NC	<input type="checkbox"/>	184LO23	20.0"	NC
<input type="checkbox"/>	184LO12	14.5"	NC	<input type="checkbox"/>	184LO24	20.5" Std. Only*	NC

Lower Leg Length Matrix

2" & 4" extensions for front mount hangers shipped separate, not mounted. Front seat height must be at least 2" taller than lower leg length on all swing in/out hangers. Front seat height must be at least 2" taller than maximum lower leg length on all front mount hangers.

Hanger	Extension	Seat Sling to Top of Footrest in inches		*Minimum Allowable FSH
		Min	Max	
60° Hemi Swing In/Out	Short Hemi	10	13	14
	Short	-	-	-
	Medium	12.5	15.5	15.5
	Long	14.5	17.5	17.5
70° Hemi Swing In/Out	Short Hemi	13	17	14
	Short	-	-	-
	Medium	13.5	18.5	16
60° Swing In/Out	Long	15.5	20.5	18
	Short	11.5	15	15
	Medium	11.5	17	15
70° Swing In/Out	Long	14	18.5	17
	Short	13	18	15
	Medium	13	20	15.5
80° Swing In/Out	Long	16	20.5	17.5
	Short	13.5	17	15.5
	Medium	13.5	19	15.5
60° Swing In/Out w/Platform Flip Up	Long	15.5	20.5	17.5
	Short	11.5	14.5	14
	Long	14	18.5	16
70° Swing In/Out w/Platform Flip Up	Short	13	15.5	15
	Long	15.5	20	17.5
80° Swing In/Out w/Platform Flip Up	Short	13.5	14.5	15.5
	Long	15	19	17
70° Front Mount	No Ext	6	11.5	14
	2"	6	14	16
	4"	6	16	18
80° Front Mount	No Ext	6	12	14
	2"	6	14.5	16.5
	4"	6	16.5	18.5
90° Front Mount	No Ext	5.5	11.5	14
	Short	16.5	20	15
	Medium	17.5	20.5	16
ALR	Long	19	20.5	17
	Short	15.5	19.5	15
	Medium	15.5	20.5	16
ELR Ext. Mount	Long	17	20.5	17
	No Ext	5.5	9.5	13

6. REAR SEAT HEIGHT SET UP

Rear Seat Height

21.5" & 22" only available with amputee or straight axle plate & mountain wheel

<input type="checkbox"/>	184RH11	13.0"	NC	<input type="checkbox"/>	184RH26	17.5"	NC
<input type="checkbox"/>	184RH12	13.5"	NC	<input type="checkbox"/>	184RH20	18.0"	NC
<input type="checkbox"/>	184RH13	14.0"	NC	<input type="checkbox"/>	184RH27	18.5"	NC
<input type="checkbox"/>	184RH14	14.5"	NC	<input type="checkbox"/>	184RH21	19.0"	NC
<input type="checkbox"/>	184RH15	15.0"	NC	<input type="checkbox"/>	184RH37	19.5"	NC
<input type="checkbox"/>	184RH16	15.5"	NC	<input type="checkbox"/>	184RH22	20.0"	NC
<input type="checkbox"/>	184RH17	16.0"	NC	<input type="checkbox"/>	184RH38	20.5"	NC
<input type="checkbox"/>	184RH18	16.5"	NC	<input type="checkbox"/>	184RH23	21.0"	NC
<input type="checkbox"/>	184RH19	17.0"	NC	<input type="checkbox"/>	184RH39	21.5"	NC
				<input type="checkbox"/>	184RH40	22.0"	NC

One Arm Drive

NA w/ Xtender, 12", 21" & 22" wide, HD package, curved & amputee axle plates, and small tray table. NA w/ combination of Padded SA arms and Anti tips. Only available w/ 20", 22", 24" mag wheels.

<input type="checkbox"/>	184AL16	One Arm Drive Adj. Axle Plate	\$1,203.00
<input type="checkbox"/>	184OA1	Small Handrim (NA w/ 20" wheels)	NC
<input type="checkbox"/>	184OA2	Standard Handrim	NC
	184HM1	<input type="checkbox"/> Right Hand Mount	NC
	184HM2	<input type="checkbox"/> Left Hand Mount	NC

Rear Wheel Type

Not applicable w/ Xtender Power Assist Option. Ultra Lightweight Wheels only available w/ Alum Anodized Handrim. Handrims cannot be omitted on Lite Spoke Wheels. Contact Built 4 Me for Spinergy color options.

<input type="checkbox"/>	184RW3	20" Mag Wheel	NC
<input type="checkbox"/>	184RW8	22" Mag Wheel	NC
<input type="checkbox"/>	184RW1	24" Mag Wheel	NC
<input type="checkbox"/>	184RW103	20" Mag Wheel 5 Spoke NEW!	NC
<input type="checkbox"/>	184RW104	22" Mag Wheel 5 Spoke NEW!	NC
<input type="checkbox"/>	184RW102	24" Mag Wheel 5 Spoke NEW!	NC
<input type="checkbox"/>	184RW90	20" Lite Spoke Wheel	\$278.00
<input type="checkbox"/>	184RW91	22" Lite Spoke Wheel	\$278.00
<input type="checkbox"/>	184RW92	24" Lite Spoke Wheel	NC
<input type="checkbox"/>	184RW93	25" Lite Spoke Wheel	NC
<input type="checkbox"/>	184RW94	26" Lite Spoke Wheel	\$110.00
<input type="checkbox"/>	184RW77	22" Ultra Lightweight Spoke Wheel	\$310.00
<input type="checkbox"/>	184RW78	24" Ultra Lightweight Spoke Wheel	\$310.00
<input type="checkbox"/>	184RW28	22" Spinergy SPOX Black	\$751.00
<input type="checkbox"/>	184RW95	24" Spinergy SPOX Black	\$751.00
<input type="checkbox"/>	184RW96	25" Spinergy SPOX Black	\$751.00
<input type="checkbox"/>	184RW97	26" Spinergy SPOX Black	\$751.00
<input type="checkbox"/>	184RW32	22" Spinergy LX Black	\$966.00
<input type="checkbox"/>	184RW98	24" Spinergy LX Black	\$966.00
<input type="checkbox"/>	184RW99	25" Spinergy LX Black	\$966.00
<input type="checkbox"/>	184RW40	26" Spinergy LX Black	\$966.00
<input type="checkbox"/>	184RW50	24" Mountain	\$342.00
<input type="checkbox"/>	184RW25	Omit Rear Wheel and Axle (Intended Size for Set Up _____)	-\$42.00
<input type="checkbox"/>	184RW49	Omit Rear Wheel (Use with Xtender)	NC

Rear Wheel Tire

<input type="checkbox"/>	184RT1	Pneumatic	NC
<input type="checkbox"/>	184RT2	Pneumatic Airless Insert	\$215.00
<input type="checkbox"/>	184RT3	Full Poly	NC
<input type="checkbox"/>	184RT6	High-Pressure Clincher	\$90.00
<input type="checkbox"/>	184RT27	Knobby V-TRAK	\$105.00
<input type="checkbox"/>	184RT21	Schwalbe Marathon Plus Evolution	\$137.00
<input type="checkbox"/>	184RT38	SHOX Performance Poly	\$126.00
<input type="checkbox"/>	184RT12	Mountain Tire <i>Only available on 24" Mountain Rear Wheel</i>	NC

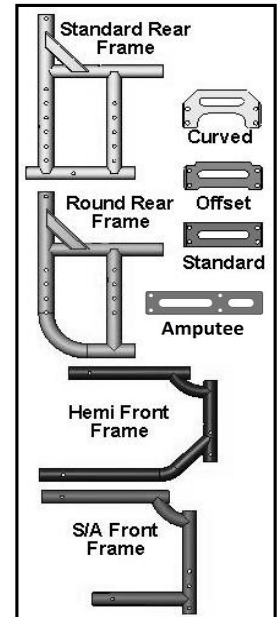
Rear Seat Height Availability Matrices

Rear tire, side frame, and axle plate selections dictate seat height availability. *Not all combinations are possible within acceptable seat height ranges

Rear Tire	Min RSH	Max RSH
20" Pneumatic, Poly	13"	19.0"
22" Pneumatic, Poly	14.0"	20.0"
22" HP Clincher	13.5"	19.5"
22" Schwalbe	13.5"	19.5"
24" Pneumatic, Poly	15"	21.0"
24" HP Clincher	14.5"	20.5"
24" Knobby	15"	21.0"
24" Schwalbe	14.5"	20.5"
24" SHOX Poly	14.5"	20.5"
24" Mountain	15.0"	21.0"
25" HP Clincher	15.0"	21.0"
25" Schwalbe	15.0"	21.0"
25" SHOX Poly	14.5"	20.5"
26" Pneumatic	16.0"	22.0"
26" HP Clincher	15.5"	21.5"
26" Schwalbe	15.5"	21.5"

Rear Side Frame	Min RSH	Max RSH
Curved	13"	21.0"
Straight	13.5"	22.0"
DAB	14.0"	22.0"

Axle Plate	Min RSH	Max RSH
Curved	13.5"	22.0"
Standard	14"	22.0"
Offset	13.5"	21.5"
Amputee	14"	22.0"



	Wheel	5 Spoke Mag	Mag	Lite Spoke	Ultra Lt wt	Spinergy
Tire						
Pneumatic		20,22,24	20,22,24	20,22,24,26		24,26
Pneumatic w/Airless Insert		20,22,24	20,22,24	20,22,24,26		24,26
Full Poly Tire		20,22,24	20,22,24	20,22,24		
High Pressure Clincher				22,24,25,26	22,24	22,24,25,26
Knobby V-TRAK				24		24
Schwalbe Marathon				24,25,26	22,24	24,25,26
SHOX Perform. Poly		20,22,24		24,25		24,25

22" = 489 mm 24" = 540 mm

6. REAR SEAT HEIGHT SET UP (CONT.)

Handrim

Natural Fits available in 22", 24", and 25". Handrim selection NA w/ Xtender. Ultra lightweight wheels only available w/ alum anodized handrim. Plastic coated limited to certain rims and sizes

Natural Fit w/ 5 spoke MAG only available in 24"

<input type="checkbox"/>	184HR1	Aluminum Anodized	NC
<input type="checkbox"/>	184HR4	Plastic Coated	\$126.00
<input type="checkbox"/>	184HR22	Natural Fit - Standard Grip	\$325.00
<input type="checkbox"/>	184HR23	Natural Fit - Super Grip	\$378.00
<input type="checkbox"/>	184HR30	Natural Fit LT- Standard Grip	\$452.00
<input type="checkbox"/>	184HR31	Natural Fit LT- Super Grip	\$515.00
<input type="checkbox"/>	184HR24	Spinergy Flex Rim Available on 24" & 25" Spinergy LX wheel	\$610.00
<input type="checkbox"/>	184HR7	Omit Handrim Option may not be available on all handrims	-\$12.00
<input type="checkbox"/>	184HR8	8 Oblique NA w/ Xtender, plastic coated handrims. Only available with 24" or 26" Std Mag or Lite Spoke rims.	\$126.00

Axle Plate

<input type="checkbox"/>	184AL33	Standard Adjustable	NC
<input type="checkbox"/>	184AL5	Curved Adjustable	NC
<input type="checkbox"/>	184AL6	Amputee Adjustable NA w/ Padded Armrest	\$126.00
<input type="checkbox"/>	184AL29	Offset Adjustable Rear seat height will be 1/4" lower than standard RSTFH	NC

Axle

<input type="checkbox"/>	184AX1	Quick Release Steel	NC
<input type="checkbox"/>	184AX11	Quad Quick Release Std Mag and Mountain Wheel only	\$158.00

7. BACKREST

Back Height

<input type="checkbox"/>	184B1	Low (9"-12")	NC
<input type="checkbox"/>	184B5	Medium (12"-15")	NC
<input type="checkbox"/>	184B9	Tall (16"-19")	NC
<input type="checkbox"/>	184B66	Depth Adjustable 12"	NC
<input type="checkbox"/>	184B67	Depth Adjustable 14"	NC
<input type="checkbox"/>	184B68	Depth Adjustable 16"	NC
<input type="checkbox"/>	184B69	Depth Adjustable 18"	NC
<input type="checkbox"/>	184B70	Depth Adjustable 20"	NC

Back Height Setting (Std or Angle Adjustable)

<input type="checkbox"/>	184UX4	9"	NC	<input type="checkbox"/>	184UX18	16"	NC
<input type="checkbox"/>	184UX6	10"	NC	<input type="checkbox"/>	184UX20	17"	NC
<input type="checkbox"/>	184UX8	11"	NC	<input type="checkbox"/>	184UX22	18"	NC
<input type="checkbox"/>	184UX10	12"	NC	<input type="checkbox"/>	184UX24	19"	NC
<input type="checkbox"/>	184UX12	13"	NC	<input type="checkbox"/>	184UX26	20"	NC
<input type="checkbox"/>	184UX14	14"	NC	<input type="checkbox"/>	184UX28	21"	NC
<input type="checkbox"/>	184UX16	15"	NC	20" & 21" only w/ Ang Adj Back			

Back Type

<input type="checkbox"/>	184BT10	Standard	NC
<input type="checkbox"/>	184BT20	Angle Adjustable Back (3-5")	\$310.00
<input type="checkbox"/>	184BT22	Angle Adjustable Back (5"-7")	\$310.00
<input type="checkbox"/>	184BT6	Depth Adjustable (Required with DAB)	NC

Stabilizer Bar

<input type="checkbox"/>	184SZ1	Stabilizer Bar Standard with HeavyDuty Package	\$147.00
--------------------------	--------	---	----------

Backrest Upholstery (Standard or Angle Adjustable)

<input type="checkbox"/>	184BU1	Standard Upholstery	NC
<input type="checkbox"/>	184BU70	Backrest Tension Adjust Ballistic NA on Heavy Duty	NEW! \$368.00
<input type="checkbox"/>	184BU71	Backrest Tension Adjust 3DX Vented NA on Heavy Duty	NEW! \$410.00
<input type="checkbox"/>	184BU82	Jay GO Backrest NA on Heavy Duty	NEW! \$420.00
<input type="checkbox"/>	184BU28	Omit DAB Solid Back and Hardware	NC
<input type="checkbox"/>	184BU29	Omit DAB Solid Back Include Hardware	\$142.00
<input type="checkbox"/>	184BU23	Depth Adjustable Solid Back	\$163.00
<input type="checkbox"/>	184BU14	Omit Back Upholstery	-\$19.00

Backrest Option

<input type="checkbox"/>	184OD4	Reinforced Upholstery Only avail w/ Std Back Upholstery. Std w/HD package	\$47.00
--------------------------	--------	---	---------

JAY Back (Optional)

<input type="checkbox"/>	184JB01	J3 Back (See J3 Order Form)	Price List
--------------------------	---------	-----------------------------	------------

Back Post Options (Depth Adjustable Back)

Diagram of DAB in Appendix on page 9. SA Stroller Handle height range is 21.25"-28.5"

<input type="checkbox"/>	184BP33	DAB - Swing Away Stroller Handles	\$168.00
<input type="checkbox"/>	184BP27	DAB - Post Standard (19")	NC
<input type="checkbox"/>	184BP28	DAB - Post Medium (22")	NC
<input type="checkbox"/>	184BP29	DAB - Post Tall (25")	NC

7. BACKREST (CONT.)

Back Post Options (Std or Angle Adjustable)

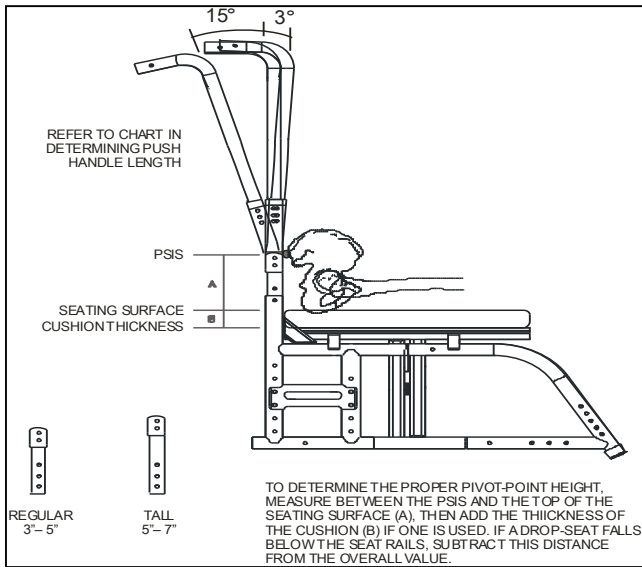
Omit push handles NA w/ stabilizer bar or transit

<input type="checkbox"/>	184BP1	Push Handle Straight	NC
<input type="checkbox"/>	184BP3	Push Handle 8° Med or Tall only. NA w/ Angle Adjustable Backrest	NC
<input type="checkbox"/>	184BP2	Omit Push Handle Straight (NA w/HD)	-\$12.00
<input type="checkbox"/>	184BP4	Omit Push Handle 8° (NA w/HD)	NC
<input type="checkbox"/>	184BP8	Omit Back Post & Upholstery Use w/ DAB solid back & Hardware	-\$45.00
<input type="checkbox"/>	184BP5	Angle Adj. Straight Push Handles	NC
<input type="checkbox"/>	184BP6	Angle Adj. Omit Push Handles	NC

Angle Adjustable Backrest Pivot Height

Standard push handles only. Some interference w/ Padded SA arms. NA w/ flip-back or flip-back height adjustable armrests (classic).

<input type="checkbox"/>	184AH1	Angle Adjustable Pivot 3"	NC
<input type="checkbox"/>	184AH2	Angle Adjustable Pivot 4"	NC
<input type="checkbox"/>	184AH3	Angle Adjustable Pivot 5"	NC
<input type="checkbox"/>	184AH4	Angle Adjustable Pivot 6"	NC
<input type="checkbox"/>	184AH5	Angle Adjustable Pivot 7"	NC



Stroller Handles (Removable Push Handles)

Only available w/ omit push handles. NA w/Xtender, DAB, amputee axle plate, push handles when angle adjustable back is selected, flip-back or flip-back height adjustable armrests, and JAY backs.

<input type="checkbox"/>	184SR2	Regular Stroller Handles	\$168.00
<input type="checkbox"/>	184SR3	Tall Stroller Handles	\$168.00

Angle Adjustable Backrest Chart

Back Tube Height	Low	Medium	Tall
Pivot Regular set at 3"	12" 13" 14"	15" 16" 17"	17" 18" 19"
Pivot Regular set at 4"	13" 14" 15"	16" 17" 18"	18" 19" 20"
Pivot Regular set at 5"	14" 15" 16"	17" 18" 19"	19" 20" 21"
Pivot Tall set at 5"	14" 15" 16"	17" 18" 19"	19" 20" 21"
Pivot Tall set at 6"	15" 16" 17"	18" 19" 20"	N/A
Pivot Tall set at 7"	16" 17" 18"	19" 20" 21"	N/A

Adjustable Pivot Point Measurement from Seat Sling
If back height option is not chosen, middle option will be present

Preset Angle Adjustable Backrest (-15° to +3°) (Optional)

<input type="checkbox"/>	184BD5	Back Angle - 15°	NC
<input type="checkbox"/>	184BD4	Back Angle - 12°	NC
<input type="checkbox"/>	184BD3	Back Angle - 6°	NC
<input type="checkbox"/>	184BD2	Back Angle - 0°	NC
<input type="checkbox"/>	184BD1	Back Angle +3°	NC

8. ARMREST

Padded Swing Away

NA w/ DAB, Xtender or Amputee axle. Some limitations may exist with integral push handles, some RSTFHs and wheel sizes. **Now available w/Transit.

<input type="checkbox"/>	184AA18	Padded Swing-Away STD (9" to 13")	\$242.00
		Setting <input type="checkbox"/> 9" <input type="checkbox"/> 10" <input type="checkbox"/> 11" <input type="checkbox"/> 12" <input type="checkbox"/> 13"	

Height Adjustable

<input type="checkbox"/>	184AA11	Single Post Hgt. Adj. Std (8.5"-13.5")	\$295.00
<input type="checkbox"/>	184AA29	Single Post Hgt. Adj. Low (7"-11")	\$295.00

Flip Back

NA w/ DAB, Xtender, small frame length, amputee axle, highest axle on rounded rear frame, or angle adjustable back.

<input type="checkbox"/>	184AA6	Flip Back Height Adj(Classic 8.5"-13.5")	\$331.00
<input type="checkbox"/>	184AA65	Flip Back Height Adj (LITE 8.5"-13.5")	\$331.00
<input type="checkbox"/>	184AA5	Flip Back (incl. Desk Length Pad)	NC

Flip Up (For use with Depth Adjustable Back)

Requires an Armpad or Foam from the Arm Pad section below

<input type="checkbox"/>	184AA7	Length Adjustable Locking Flip-up	\$295.00
<input type="checkbox"/>	184AA1	Adj. Locking Flip-up (Std. w/ foam)	\$295.00

Omit Armrest

<input type="checkbox"/>	184AA14	Omit Armrest	NC
--------------------------	---------	--------------	----

Armpad for Height Adjustable

For flip back, single post, and flip up- contour pad not recommended for tray tables. Contour only available with single post height adjustable.

<input type="checkbox"/>	184AM23	Desk Length - Classic (10")	NC
<input type="checkbox"/>	184AM21	Desk Length - Contour (10")	NC
<input type="checkbox"/>	184AM24	Full Length - Classic (14")	NC
<input type="checkbox"/>	184AM22	Full Length - Contour (14")	NC
<input type="checkbox"/>	184AM9	Armpad Foam - Short (Flip Up armrests)	NC
<input type="checkbox"/>	184AM10	Armpad Foam - Long (Flip Up armrests)	NC

9. KEY OPTIONS & ACCESSORIES

Wheel Lock

Ergo & compact NA w/ small frame or amputee axle plate. Additional No Gos may exist depending on wheel size and position

<input type="checkbox"/>	184WL1	High Mount Push	NC
<input type="checkbox"/>	184WL2	High Mount Pull	NC
<input type="checkbox"/>	184WL27	Ergo Scissor	NC
<input type="checkbox"/>	184WL30	Compact	\$142.00
<input type="checkbox"/>	184WL10	Omit	NC

Wheel Lock Option

<input type="checkbox"/>	184WL24	Unilateral Wheel Lock Right	\$278.00
<input type="checkbox"/>	184WL23	Unilateral Wheel Lock Left	\$278.00
<input type="checkbox"/>	184WL12	Do Not Mount	NC

Extension Handle

NA w/ ergo scissor or compact wheel locks

<input type="checkbox"/>	184EH7	Extension Handle (Pair)	\$63.00
--------------------------	--------	-------------------------	---------

Grade Aid

Only available w/ high mount push or pull to lock wheel locks on pneumatic or pneumatic w/ airless tire options

<input type="checkbox"/>	184GA1	Grade Aid	\$137.00
--------------------------	--------	-----------	----------

Seat Sling

<input type="checkbox"/>	184SL1	Standard Seat Sling	NC
<input type="checkbox"/>	184SL6	Omit Seat Sling	-\$19.00

Cushion

<input type="checkbox"/>	184CU1	2" Cushion	\$163.00
--------------------------	--------	------------	----------

JAY Cushions (Optional)

To order any JAY cushions on-chair, please see the JAY price list.

Cushion name or part number must be filled out with desired width and depth

		JAY Bundled Cushion	
<input type="checkbox"/>	184JC20	Cushion Name or Part	Price List
		Width: _____	Depth: _____

Side Guard

Plastic side guards NA w/ height adj. arms. Side guard interference w/ Padded SA arms at some heights may exist.

<input type="checkbox"/>	184SG33	Plastic Standard (8.5" High)	\$163.00
<input type="checkbox"/>	184SG29	Plastic Low (6.5" High)	\$163.00

Anti-Tip

<input type="checkbox"/>	184AT1	Rear Anti-Tip (NC w/ Xtender)	\$105.00
--------------------------	--------	-------------------------------	----------

Transit Option

NA on Stroller Handles (Removable Push Handles) or Xtender

<input type="checkbox"/>	184TO46	Transit System	\$352.00
--------------------------	---------	----------------	----------

Backpack

<input type="checkbox"/>	184A1	Quickie Backpack Black	\$97.00
<input type="checkbox"/>	184A2	Quickie Kids Backpack Black	\$90.00

Seat Pouch

<input type="checkbox"/>	184A8	Quickie Seat Pouch Black	\$73.00
--------------------------	-------	--------------------------	---------

Additional Cover & Pack Accessories

<input type="checkbox"/>	184A500	Gel Cover Hanger/Frame	\$142.00
<input type="checkbox"/>	184A994	Gel Cover Swing Away Arm	\$142.00

Positioning Belts

<input type="checkbox"/>	184A141	Belt 1.5" Auto Buckle w/Clamps	\$84.00
<input type="checkbox"/>	184A117	Belt 2" Aircraft Buckle w/Clamps	\$121.00
<input type="checkbox"/>	184A118	Belt 2" Aircraft Buckle Pad w/Clamp	\$178.00
<input type="checkbox"/>	184A120	Positioning Belt Slide Clamps	\$53.00

Spoke Guards

Only available w/ Std Mag, Mountain, and Lite Spoke wheels,

Not available with 5 spoke MAG wheels

<input type="checkbox"/>	184A302	Quickie Clear Spoke Guards	\$137.00
<input type="checkbox"/>	184A23	Black Spoke Guards	\$137.00

Miscellaneous

<input type="checkbox"/>	184A82	Caddy (NA w/ front mount hangers)	\$79.00
<input type="checkbox"/>	184A49	Crutch Holder	\$100.00
<input type="checkbox"/>	184A55	Extra Leg Strap Black	\$53.00
<input type="checkbox"/>	184IG2	Impact Guard Neoprene	\$53.00
<input type="checkbox"/>	184A73	IV Holder	\$190.00
<input type="checkbox"/>	184A145	O2 Holder (NA w/ transit)	\$373.00
<input type="checkbox"/>	184A83	Tool Kit	\$37.00

Tray Tables

<input type="checkbox"/>	184A30	Small (13"-14")	\$331.00
<input type="checkbox"/>	184A31	Medium (15"-17")	\$331.00
<input type="checkbox"/>	184A32	Large (18"-20")	\$331.00
<input type="checkbox"/>	184A33	X-Large (21"-22")	\$331.00

Color selection on next page

9. KEY OPTIONS & ACCESSORIES (CONT.)

Standard Frame Colors

<input type="checkbox"/>	184C140	Aztec Gold	NC
<input type="checkbox"/>	184C2	Black <i>(Not avail as base w/Zebra)</i>	NC
<input type="checkbox"/>	184C141	Black Cherry	NC
<input type="checkbox"/>	184C10	Black Opal	NC
<input type="checkbox"/>	184C38	Blue Opal	NC
<input type="checkbox"/>	184C36	Candy Blue	NC
<input type="checkbox"/>	184C14	Candy Purple	NC
<input type="checkbox"/>	184C35	Candy Red	NC
<input type="checkbox"/>	184C142	Electric Blue	NC
<input type="checkbox"/>	184C143	Evergreen	NC
<input type="checkbox"/>	184C126	Glow	NC
<input type="checkbox"/>	184C144	Green Apple	NC
<input type="checkbox"/>	184C147	Hot Sparkle Pink	NC
<input type="checkbox"/>	184C148	Mauve Pink	NC
<input type="checkbox"/>	184C103	Rootbeer	NC
<input type="checkbox"/>	184C114	Sparkle Silver	NC
<input type="checkbox"/>	184C145	Sunrise Orange	NC
<input type="checkbox"/>	184C113	Titanium Color Paint	NC
<input type="checkbox"/>	184C8	Yellow	NC

Matte Frame Colors

<input type="checkbox"/>	184C116	Matte Black	NC
<input type="checkbox"/>	184C151	Matte Black Cherry	NC
<input type="checkbox"/>	184C150	Matte Electric Blue	NC
<input type="checkbox"/>	184C149	Matte Evergreen	NC
<input type="checkbox"/>	184C152	Matte Purple	NC

Custom Frame Color

<input type="checkbox"/>	184C112	Desert Camouflage	\$320.00
<input type="checkbox"/>	184C43	Mossy Oak Camouflage	\$320.00
<input type="checkbox"/>	184C42	Stars & Stripes	\$320.00
<input type="checkbox"/>	184C108	Zebra <i>(Choose above base color) Std with White unless above base paint is chosen NA w/ Black</i>	\$320.00

Additional Options Through Built for Me

To inquire about any unique customization for Quickie products, contact: Phone: (800) 263-3390, Fax: (800) 561-5834



Commonly Requested Options Include:

- ✓ Up to 24" wide
- ✓ Reclining Back
- ✓ Custom Anodizing
- ✓ Dual Mount Wheel Locks - Attendant Foot Lock
- ✓ Fold-Down Push Handle
- ✓ Dynamic Back
- ✓ Hub Wheel Locks on Mag or Spoke Wheels

10. BUNDLING



*Save time! Wheelchair and seating will be delivered together.
Hardware pre-installed.*

Cushions

<input type="checkbox"/>	Jay Cushion:		
	Width:		Depth:
	Notes:		

Backs

<input type="checkbox"/>	Jay Back:		
	Width:		Height:
	Notes:		

Headrest

<input type="checkbox"/>	System:		
	Pads:		
	Notes:		
	Hardware:		
	Notes:		

Jay Positioning Components

<input type="checkbox"/>	Anterior Trunk Supports:		
	Size:		
	Hand and Arm Supports:		
	Size:		
	Pelvic Positioning:		
	Size:		
	Foot Positioning:		
	Size:		
	Notes:		



11. APPENDIX

Quickie 2 Seat To Floor Height Matrix - Standard Frame *Hemi options will result in a reduction of approx 2 1/2"

* Values Given are Estimates. Actual seat to floor height may vary based on seat depth and front seat to floor height selection.

All 3" Casters						
Fork Size	Stem Size	Bolt Position				
		5	4	3	2	1
Multi Position Short	Std	-	-	-	16.5	17.0
	3/4"	-	-	-	17.0	17.5
	1 1/2"	-	-	-	18.0	18.5
Multi Position Tall	Std	-	-	-	18.5	19.0
	3/4"	-	-	-	19.0	19.5
	1 1/2"	-	-	-	20.0	20.5
3"	Std	-	-	-	-	15.0
	3/4"	-	-	-	-	15.5
	1 1/2"	-	-	-	-	16.5
5 1/4"	Std	-	-	-	-	17.0
	3/4"	-	-	-	-	18.0
	1 1/2"	-	-	-	-	18.5
6"	Std	-	-	-	-	18.0
	3/4"	-	-	-	-	18.5
	1 1/2"	-	-	-	-	19.5
7"	Std	-	-	-	-	19.0
	3/4"	-	-	-	-	19.5
	1 1/2"	-	-	-	-	20.5
8" X 2"	Std	-	-	-	-	-
	3/4"	-	-	-	-	-
	1 1/2"	-	-	-	-	-
Frog Legs	Std	-	-	-	16.5	17.0
	1 1/2"	-	-	-	18.0	18.5

All 4" Casters						
Fork Size	Stem Size	Bolt Position				
		5	4	3	2	1
Multi Position Short	Std	-	-	-	16.5	17.0
	3/4"	-	-	-	17.5	18.0
	1 1/2"	-	-	-	18.5	19.0
Multi Position Tall	Std	-	-	-	18.5	19.0
	3/4"	-	-	-	19.5	20.0
	1 1/2"	-	-	-	20.5	21.0
3"	Std	-	-	-	-	-
	3/4"	-	-	-	-	-
	1 1/2"	-	-	-	-	-
5 1/4"	Std	-	-	-	16.5	17.0
	3/4"	-	-	-	18.0	18.5
	1 1/2"	-	-	-	18.5	19.0
6"	Std	-	-	-	18.0	18.5
	3/4"	-	-	-	18.5	19.0
	1 1/2"	-	-	-	19.5	20.0
7"	Std	-	-	-	19.0	19.5
	3/4"	-	-	-	19.5	20.0
	1 1/2"	-	-	-	20.5	21.0
8" X 2"	Std	-	-	-	-	-
	3/4"	-	-	-	-	-
	1 1/2"	-	-	-	-	-
Frog Legs	Std	-	-	-	16.5	17.0
	1 1/2"	-	-	-	18.0	18.5

All 5" Casters						
Fork Size	Stem Size	Bolt Position				
		5	4	3	2	1
Multi Position Short	Std	-	-	-	16.5	17.0
	3/4"	-	-	-	17.5	18.0
	1 1/2"	-	-	-	19.0	19.5
Multi Position Tall	Std	-	-	-	18.5	19.0
	3/4"	-	-	-	19.5	20.0
	1 1/2"	-	-	-	21.0	21.5
3"	Std	-	-	-	-	-
	3/4"	-	-	-	-	-
	1 1/2"	-	-	-	-	-
5 1/4"	Std	-	-	-	17.0	17.5
	3/4"	-	-	-	18.0	18.5
	1 1/2"	-	-	-	19.0	19.5
6"	Std	-	-	-	18.0	18.5
	3/4"	-	-	-	19.0	19.5
	1 1/2"	-	-	-	20.0	20.5
7"	Std	-	-	-	19.0	19.5
	3/4"	-	-	-	19.5	20.0
	1 1/2"	-	-	-	21.0	21.5
8" X 2"	Std	-	-	-	-	-
	3/4"	-	-	-	-	-
	1 1/2"	-	-	-	-	-
Frog Legs	Std	-	-	-	17.5	18.0
	1 1/2"	-	-	-	19.0	19.5

All 6" Casters						
Fork Size	Stem Size	Bolt Position				
		5	4	3	2	1
Multi Position Short	Std	-	-	-	17.0	17.5
	3/4"	-	-	-	18.5	19.0
	1 1/2"	-	-	-	19.0	19.5
Multi Position Tall	Std	18.0	18.5	19.0	19.5	20.0
	3/4"	-	-	-	20.5	21.0
	1 1/2"	-	-	-	21.0	21.5
3"	Std	-	-	-	-	-
	3/4"	-	-	-	-	-
	1 1/2"	-	-	-	-	-
5 1/4"	Std	-	-	-	17.5	18.0
	3/4"	-	-	-	18.5	19.0
	1 1/2"	-	-	-	19.5	20.0
6"	Std	-	17.5	18.0	18.5	19.0
	3/4"	-	-	-	19.5	20.0
	1 1/2"	-	-	-	20.0	20.5
7"	Std	-	18.5	19.0	19.5	20.0
	3/4"	-	-	-	20.5	21.0
	1 1/2"	-	-	-	21.0	21.5
8" X 2"	Std	-	-	-	-	-
	3/4"	-	-	-	-	-
	1 1/2"	-	-	-	-	-
Frog Legs	Std	-	-	-	-	18.5
	1 1/2"	-	-	-	-	20.0

All 7" Casters						
Fork Size	Stem Size	Bolt Position				
		5	4	3	2	1
Multi Position Short	Std	-	-	-	-	19.0
	3/4"	-	-	-	-	19.5
	1 1/2"	-	-	-	-	20.5
Multi Position Tall	Std	-	19.5	20.0	20.5	21.0
	3/4"	-	-	-	21.0	21.5
	1 1/2"	-	-	-	22.0	-
3"	Std	-	-	-	-	-
	3/4"	-	-	-	-	-
	1 1/2"	-	-	-	-	-
5 1/4"	Std	-	-	-	18.5	19.0
	3/4"	-	-	-	19.5	20.0
	1 1/2"	-	-	-	20.0	20.5
6"	Std	-	-	19.0	19.5	20.0
	3/4"	-	-	-	20.0	20.5
	1 1/2"	-	-	-	21.0	21.5
7"	Std	-	19.5	20.0	20.5	21.0
	3/4"	-	-	-	21.0	21.5
	1 1/2"	-	-	-	22.0	-
8" X 2"	Std	-	-	-	-	-
	3/4"	-	-	-	-	-
	1 1/2"	-	-	-	-	-
Frog Legs	Std	-	-	-	-	-
	1 1/2"	-	-	-	-	-

All 8" x 1.5" Casters						
Fork Size	Stem Size	Bolt Position				
		5	4	3	2	1
Multi Position Short	Std	-	-	-	-	-
	3/4"	-	-	-	-	-
	1 1/2"	-	-	-	-	-
Multi Position Tall	Std	-	-	-	-	-
	3/4"	-	-	-	-	-
	1 1/2"	-	-	-	-	-
3"	Std	-	-	-	-	-
	3/4"	-	-	-	-	-
	1 1/2"	-	-	-	-	-
5 1/4"	Std	-	-	-	18.5	19.0
	3/4"	-	-	-	19.5	20.0
	1 1/2"	-	-	-	20.0	20.5
6"	Std	-	-	19.0	19.5	20.0
	3/4"	-	-	-	20.0	20.5
	1 1/2"	-	-	-	21.0	21.5
7"	Std	-	19.5	20.0	20.5	21.0
	3/4"	-	-	-	21.0	21.5
	1 1/2"	-	-	-	22.0	-
8" X 2"	Std	-	-	-	-	-
	3/4"	-	-	-	-	-
	1 1/2"	-	-	-	-	-
Frog Legs	Std	-	-	-	-	-
	1 1/2"	-	-	-	-	-

All 8" x 2" Casters						
Fork Size	Stem Size	Bolt Position				
		5	4	3	2	1
Multi Position Short	Std	-	-	-	-	-
	3/4"	-	-	-	-	-
	1 1/2"	-	-	-	-	-
Multi Position Tall	Std	-	-	-	-	-
	3/4"	-	-	-	-	-
	1 1/2"	-	-	-	-	-
3"	Std	-	-	-	-	-
	3/4"	-	-	-	-	-
	1 1/2"	-	-	-	-	-
5 1/4"	Std	-	-	-	-	-
	3/4"	-	-	-	-	-
	1 1/2"	-	-	-	-	-
6"	Std	-	-	-	-	-
	3/4"	-	-	-	-	-
	1 1/2"	-	-	-	-	-
7"	Std	-	-	-	-	-
	3/4"	-	-	-	-	-
	1 1/2"	-	-	-	-	-
8" X 2"	Std	-	-	-	19.5	20.5
	3/4"	-	-	-	20.0	21.0
	1 1/2"	-	-	-	-	22.0
Frog Legs	Std	-	-	-	-	-
	1 1/2"	-	-	-	-	-

All Other 8" Casters						
Fork Size	Stem Size	Bolt Position				
		5	4	3	2	1
Multi Position Short	Std	-	-	-	-	-
	3/4"	-	-	-	-	-
	1 1/2"	-	-	-	-	-
Multi Position Tall	Std	19.0	19.5	20.0	20.5	21.0
	3/4"	-	-	-	21.5	22.0
	1 1/2"	-	-	-	22.0	-
3"	Std	-	-	-	-	-
	3/4"	-	-	-	-	-
	1 1/2"	-	-	-	-	-
5 1/4"	Std	-	-	-	-	19.5
	3/4"	-	-	-	-	20.0
	1 1/2"	-	-	-	-	21.0
6"	Std	-	-	-	19.5	20.0
	3/4"	-	-	-	20.5	21.0
	1 1/2"	-	-	-	21.0	21.5
7"	Std	-	19.5	20.0	20.5	21.0
	3/4"	-	-	-	21.5	22.0
	1 1/2"	-	-	-	22.0	-
8" X 2"	Std	-	-	-	-	-
	3/4"	-	-	-	-	-
	1 1/2"	-	-	-	-	-
Frog Legs	Std	-	-	-	-	-
	1 1/2"	-	-	-	-	-

