

NAME \_\_\_\_\_ PHONE NO \_\_\_\_\_  
 ADDRESS \_\_\_\_\_  
**MEDmobility Reference Only**

**FRAME SELECTION**

**FRAME TYPE**  
 MYON MyOn Folding Wheelchair \$1,400

**FRAME WIDTH**

<input type="checkbox"/> W15	15" Wide	No Charge
<input type="checkbox"/> W16	16" Wide	No Charge
<input type="checkbox"/> W17	17" Wide	No Charge
<input type="checkbox"/> W18	18" Wide	No Charge
<input type="checkbox"/> W19	19" Wide	No Charge
<input type="checkbox"/> W20	20" Wide	No Charge

**FRAME DEPTH STYLE**

<input type="checkbox"/> FXDDPTH	Fixed Depth Frame	No Charge
<input type="checkbox"/> ADJDPHT	Adjustable Depth Range	No Charge

*Use Adj. Seat upholstery or seat extension kit to set depth to desired length.*

**SEAT DEPTH RANGE**

<input type="checkbox"/> SDR1618	16"-18" Seat Depth Range	No Charge
----------------------------------	--------------------------	-----------

*Comes standard with seat extension kit to accommodate additional 1" and 2" depth ranges. May also use Adj. Seat upholstery to set to desired depth.*

**SEAT DEPTH**

<input type="checkbox"/> D16	16" Seat Depth	No Charge
<input type="checkbox"/> D17	17" Seat Depth	No Charge
<i>16"D frame + 1" extension.</i>		
<input type="checkbox"/> D18	18" Seat Depth	No Charge

**FRONT SEAT-TO-FLOOR HEIGHT**

<input type="checkbox"/> FSTF14	Seat-to-floor 14"	No Charge
<i>Available with 5" Aluminum (SALUM) or 5" Composite (AT901) and 20" wheels with push to lock (WLPUSH, WLPUSHX.) Not available with fixed height arms (FFHD, FFHF) or 1 piece footplate (1PCFTPT).</i>		
<input type="checkbox"/> FSTF15	Seat-to-floor 15"	No Charge
<i>Available with 5" Aluminum (SALUM) or 5" Composite (AT901). Must use spokes if using 20" or 24" wheels with pull to lock WPULL or WPULLX. Not available with fixed height arms (FFHD, FFHF), or 22" wheels with pull to lock.</i>		
<input type="checkbox"/> FSTF16	Seat-to-floor 16"	No Charge
<i>Available with 5" and 6" casters only. Must use spokes if using 22" or 24" wheels with pull to lock.</i>		
<input type="checkbox"/> FSTF17	Seat-to-floor 17"	No Charge
<i>Available with 6" casters. Must use spokes if using 24" wheels with pull to lock.</i>		
<input type="checkbox"/> FSTF18	Seat-to-floor 18"	No Charge
<input type="checkbox"/> FSTF19	Seat-to-floor 19"	No Charge
<i>Available with 6" or 8" casters and 22" or 24" wheels</i>		
<input type="checkbox"/> FSTF20	Seat-to-floor 20"	No Charge
<i>Available with 8" casters and 24" wheels.</i>		

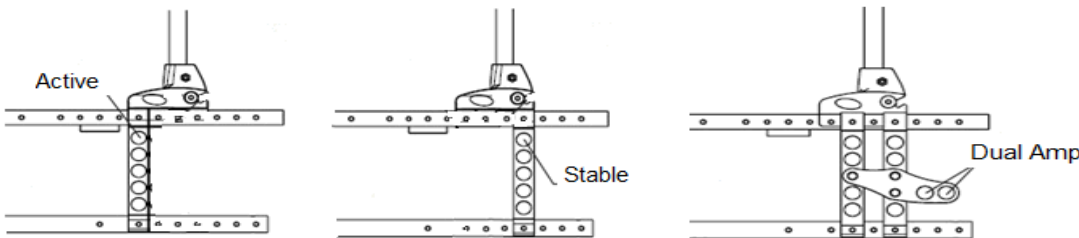
**REAR AXLE POSITION**

<input type="checkbox"/> ACTIVE	Active (In front of Back Cane)	<b>Standard</b>
<i>Not available with 20" rear wheels.</i>		
<input type="checkbox"/> STABLE	Stable (Behind Back Cane)	No Charge
<i>Not available with 20" rear wheels.</i>		
<input type="checkbox"/> DUALAMP	Dual Amputee Rear Wheels Position	\$114
<i>Only available with WLPUSH wheellocks and A1577 quick release axles.</i>		



Weight Capacity 275 lbs

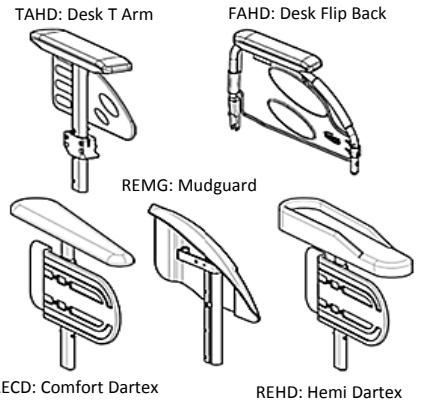
Myon & Myon AC	20			22			24			
	FSTF	5	6	8	5	6	8	5	6	8
14	X									
15	X			X						
16	X	X		X	X			X	X	
17	X	X		X	X			X	X	
18	X			X	X	X		X	X	X
19							X		X	X
20										X
Flush Seat Slope Only										
Flush & 1" Seat Slope										
Flush, 1", and 2" Seat Slope										
1" & 2" Seat Slope										



**ARM & BACK SELECTION**

**ARMS (PAIRS)**

- TAHD T Arm Adjustable Height Desk Length w/ Locking Pins \$372
- TAHF T Arm Adjustable Height Full Length w/ Locking Pins \$372
- FFHD Flip Back Arm Fixed Height Desk Length \$261
- Not available with FSTF14 or FSTF15.*
- FFHF Flip Back Arm Fixed Height Full Length \$261
- Not available with FSTF14 or FSTF15.*
- FAHD Flip Back Arm Adjustable Height Desk Length \$372
- FAHF Flip Back Arm Adjustable Height Full Length \$372
- RECD Removable Comfort Dartex (height adj, no tools) \$372
- Not available on D16.*
- REHD Removable Armpad Hemi Dartex (height adj, angle adjustable) \$372
- Not available on D16.*
- REMG Removable Mudguard \$203
- LESSARMS Less Arms No Charge



**BACK TYPE**

- All backs canes come with push handles.*
- FIX059 Fixed 0° Backrest, Adj. Ht Canes, Upholstery Height 15"-19" No Charge
- Add 2.8" (height of bend) for overall cane height.*
- FIX02P Fixed 0° Backrest, 2 Position Upholstery Ht 16"/17", Cane Ht 20" No Charge
- Add 2.3" (height of bend) for overall cane height.*
- FIX020 Fixed 0° Backrest Upholstery Ht 20", Cane Ht 23" \$88
- Add 2.3" (height of bend) for overall cane height.*
- FIX72P Fixed 7° Backrest, 2 Position Upholstery Ht 16"/17", Cane Ht 20" No Charge
- Add 2.3" (height of bend) for overall cane height.*
- FIX720 Fixed 7° Backrest Upholstery Ht 20", Cane Ht 23" \$88
- Add 2.3" (height of bend) for overall cane height.*
- FIX748 Fixed 7° Backrest, Adj. Ht Canes, Upholstery Ht 14-18" No Charge
- Add 2.3" (height of bend) for overall cane height.*
- AA748 Adj Ang 7° Back, Adj Ht Canes, Upholstery Ht 14"-18" (-6° to 16°, infinite step) No Charge
- Anti-tippers do not come standard. Add 2.3" (height of bend) for overall cane height.*
- AA720 Adj. Angle 7° Back, Upholstery Ht 20", Cane Ht 23" (-6° to 16°, infinite step) No Charge
- Anti-tippers do not come standard.*
- FOLD17 Folding Backrest Upholstery Ht 14"-17" \$172
- Add 3" (height of bend) for overall cane height*
- FOLD20 Folding Backrest Upholstery Ht 17"-20" \$172
- Add 3" (height of bend) for overall cane height*

**CASTER & WHEEL OPTIONS**

**CASTER OPTIONS**

- 5ALUM 5" Aluminum Urethane Casters \$153
- AT901 5" Composite Urethane Casters No Charge
- AT5SOFT 5" x 1 1/2" Soft Roll Casters No Charge
- AT902 6" Composite Urethane 3 Spoke Casters No Charge
- Not available with FSTF14, 15 or 20.*
- 6PNEU 6" X 1 1/4" Composite Pneumatic Casters \$76
- Not available with FSTF14, 15 or 20.*
- AT903 8" X 1 1/4" Composite Urethane Casters **Standard**
- AT1292 8" X 1 1/4" Pneumatic Casters No Charge
- 1492 Flat Free Inserts for 8" X 1 1/4" Casters \$128

**WHEEL OPTIONS**

- 1763BK 20" Composite Pneumatic Tires \$231
- 4763BK 20" Composite Pneumatic Flat Free Inserts \$349
- U1763BK 20" Composite Urethane Tires No Charge
- 1764BK 22" Composite Pneumatic Tires \$231
- 4764BK 22" Composite Pneumatic Flat Free Inserts \$349
- U1764BK 22" Composite Urethane Tires No Charge
- 22SP 22" Sun Performance Spoke No Charge
- 22ITESPK 22" Gallop Light Spoke No Charge
- 2244BK 24" Composite Pneumatic Tires No Charge
- 4244BK 24" Composite Pneumatic w/FF Inserts \$128
- U2244BK 24" Composite Urethane Tires No Charge
- 24SP 24 Sun Performance Spoke No Charge
- 24HPS 24" High Performance Spoke \$210
- 24ITESPK 24" Gallop Light Spoke No Charge

**TIRE OPTIONS (for spoke wheels)**

- PNEU Pneumatic No Charge
- Available with wheels: 22SP, 24SP, 22ITESPK, 24ITESPK, 24HPS.*
- PNEUFF Pneumatic-Flat Free \$128
- Available with wheels: 22SP, 24SP, 22ITESPK, 24ITESPK, 24HPS.*
- KIKB KIK®-Black \$105
- Available on 24" spoked wheels.*

**HANDRIM OPTIONS**

<input type="checkbox"/>	ALUMPC	Aluminum Anodized Handrims	<b>Standard</b>
<input type="checkbox"/>	A1512	Plastic Coated Handrims	\$114
<input type="checkbox"/>	COM	Composite Handrim	No Charge
		<i>Available on 24" Composite Wheels.</i>	
<input type="checkbox"/>	P1512	Black Wrinkle Coated (Aluminum)	No Charge
<input type="checkbox"/>	AT1224-8	Plastic Coated w/ 8 Oblique Projections	\$307
		<i>Available on 24" Composite Wheels.</i>	
<input type="checkbox"/>	AT1225-8	Plastic Coated w/ 8 Vertical Projections	\$307
		<i>Available on 1763BK (20" Composite Pneumatic), U1763BK (20" Composite Urethane) and Spoked Wheels.</i>	
<input type="checkbox"/>	AT1225-12	Plastic Coated w/ 12 Vertical Projections	\$307
		<i>Available on 24" Composite Wheels.</i>	
<input type="checkbox"/>	L8702	Omit Handrims Only	Less (\$15)

**DUAL HAND RIM PROPULSION**

*Available with 24" wheels and solid or pneumatic tires. Not available with FSTF14 or FSTF15.*

<input type="checkbox"/>	DUHAR	Dual Handrim Right Hand (quick release axles, 0° seat angle)	\$728
<input type="checkbox"/>	DUHAL	Dual Handrim Left Hand (quick release axles, 0° seat angle)	\$728

**DUAL HAND RIM TIRE OPTION**

<input type="checkbox"/>	PNEU	Pneumatic Tire Option	No Charge
<input type="checkbox"/>	SOLID	Solid Tire Option	No Charge

**WHEEL LOCKS**

<input type="checkbox"/>	WLPULL	Pull-To-Lock Wheel Lock (Clamp-On Style)	No Charge
		<i>Not available with DUALAMP. Not available together with: FSTF14 and 20" rear wheels, FSTF15 and 22" rear wheels or FSTF16 and 24" rear wheels.</i>	
<input type="checkbox"/>	WLPUSH	Push-To-Lock Wheel Lock (Clamp-On Style)	No Charge
<input type="checkbox"/>	WLPULLX	Pull-To-Lock Wheel Lock w/ Myon Wheel Lock Extensions (Clamp-On Style)	No Charge
		<i>Not available with DUALAMP. Not available together with: FSTF14 and 20" rear wheels, FSTF15 and 22" rear wheels or FSTF16 and 24" rear wheels.</i>	
<input type="checkbox"/>	WLPUSHX	Push-To-Lock Wheel Lock w/ Myon Wheel Lock Extensions (Clamp-On Style)	No Charge
		<i>Not available with DUALAMP.</i>	
<input type="checkbox"/>	9691	MVP™ Style Wheel Lock - Push to Lock (Clamp-On Style) SPECIAL	No Charge
		<i>Use Special Quote C-120110125612.</i>	



WLPUSH

**WHEEL LOCK ACCESSORIES**

<input type="checkbox"/>	A1576	MVP™ Style Wheel Lock Extension (6")	\$63
		<i>Not compatible with PULL to lock wheellocks. Must be ordered on a separate line.</i>	

**REAR AXLES**

<input type="checkbox"/>	PAXLE	Permanent Axle	No Charge
		<i>Not available with DUALAMP.</i>	
<input type="checkbox"/>	A1577	Quick Release Axles	No Charge

**FRAME COLOUR**

**FRAME FINISH**

**CONTEMPORARY**

<input type="checkbox"/>	24P	Wet Black	No Charge
<input type="checkbox"/>	60P	Silver Metallic	No Charge
<input type="checkbox"/>	71P	Silver Vein	No Charge
<input type="checkbox"/>	105P	Midnight Blue	No Charge
<input type="checkbox"/>	115P	Black Prism	No Charge

**TOO HOT**

<input type="checkbox"/>	30P	Sunny Yellow	No Charge
<input type="checkbox"/>	61P	Electric Red	No Charge
<input type="checkbox"/>	119P	Bubblegum Pink	No Charge
<input type="checkbox"/>	120P	Grape Madness	No Charge

**WAY COOL**

<input type="checkbox"/>	62P	Electric Blue	No Charge
<input type="checkbox"/>	104P	Electric Teal	No Charge
<input type="checkbox"/>	121P	Lolly Pop Blue	No Charge
<input type="checkbox"/>	122P	Cosmic Blue	No Charge
<input type="checkbox"/>	125P	Emerald Green	No Charge
<input type="checkbox"/>	127P	Grasshopper Green	No Charge

**SEAT UPHOLSTERY TYPE**

<input type="checkbox"/>	USS	Nylon w/ Hook & Loop Seat Upholstery	<b>Standard</b>
<input type="checkbox"/>	L8651	Omit Seat Upholstery	Less (\$15)

**BACK UPHOLSTERY TYPE**

<input type="checkbox"/>	ADJNYL	Contour Tension Adjustable Nylon Back	<b>Standard</b>
		<i>Includes backbrace. 2" high straps at top and bottom, 1" high straps in centre.</i>	
<input type="checkbox"/>	ADJTENS	Adjustable Tension Back Upholstery	\$142
		<i>Includes backbrace. 1.75" high straps throughout.</i>	
<input type="checkbox"/>	L8601	Omit Back Upholstery	Less (\$20)
		<i>Backbrace not included.</i>	

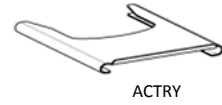
**POSITIONING STRAPS**

**SEAT POSITIONING**

- A1515 Auto Style Seat Positioning Strap \$84
- A1321 Hook & Loop Seat Positioning Strap \$66

**MISCELLANEOUS ACCESSORIES**

- P1580 Rear Anti Tippers (pair) \$109
- A1569 Cane Holder \$66
- A1580P Tipping Aid (pair) \$114
- Not available with FSTF14.*
- ACTRY Acrylic Tray \$270
- A1337 Calf/leg Strap \$63
- A9342 "H" Heel Strap \$94
- Not available on ELVSWING (Elevating Legrest Swing In/Out) or HLOOP (Heel Loops).*
- HLOOP Heel Loops \$84
- Not available with A9342 ("H" Heel Strap) or ELVSWING (Elevating Legrest Swing In/Out).*



ACTRY



P1580

**FRONT RIGGING OPTIONS**

**FRONT RIGGING (PAIRS)**

- 70STRGHT 70° Straight Swing In/Out Hanger with Quad Release \$259
- 80STRGHT 80° Straight Swing In/Out Hanger with Quad Release \$259
- 90STRGHT 90° Straight Swing In/Out Hanger with Quad Release \$259
- Available with 5" casters. Not available with FLIPFTS (flip up composite footplates).*
- ELVSWING Elevating Legrest Swing In/Out with Quad Release (Includes calf pads) \$416
- Not available with FSTF14 or FSTF15, FRMPRBK (frame protectors) or A9342 ("H" heel strap).*
- NO FRONTRIG Omit Front Rigging Selection No Charge



80STRGHT



EVLSWING



AMPLEGR T

260

**AMPUTEE LEGRESTS**

*If a full set of hangers is needed plus an amputee legrest, please order legrests in configurator then order part# 1169054 for AMPLEGR T or 1169055 for AMPLEGL T. Receive on chair MSRP of \$125 ea. If both amputee legrests are required, please order the other side as a SPECIAL.*

- AMPLEGR T Amputee Legrest Right Side Only (select OMITRT in configurator) \$125
- AMPLEGL T Amputee Legrest Left Side Only (select OMITLT in configurator) \$125



1PCFTPT



FLDPADJ

**FOOTPLATE TYPE (PAIRS)**

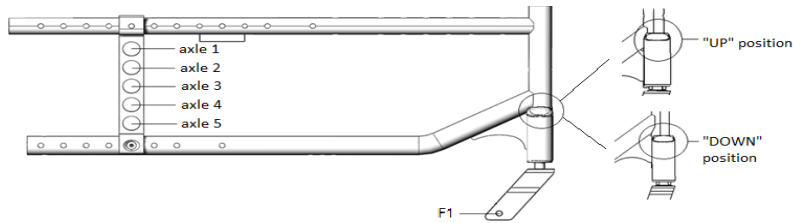
- FLIPFTS Flip Up Footplates No Charge
- Not Available on 90STRGHT (90° Straight Swing In/Out Hanger).*
- FLPDADJ Flip Up Depth & Angle Adj. Footplates \$135
- 1PCFTPT One Piece Footplate \$135

		Pivot Tube part number	Knee-to-heel range (from seat rail to top of foot plate)
<b>MYON</b>	FLIPFTS (Composites), FLPDADJ (Angle/Depth Adjustable). Includes all hangers and elev legs	FSTF14	Superlow 1541994
		FSTF15 - FSTF16	Short 1434561-0010
		FSTF17 - FSTF20	Short 1434561-0010
	1PCFTPT (one piece footplate)	FSTF15 - FSTF20	Same tube for height range, tube depends on width (comes with plate)

**Seat-To-Floor Chart with Super Low Fork**

Flush Seat Slope		Wheel Size and Axle position			Fork Position and Caster Size	
Front STF	Rear STF	Axle plate in "UP" position			Fork in "UP" position	Fork in "DOWN" position
14" FSTF	14" FSTF	20"	22"	24"	5"	5"
15" FSTF	15" FSTF	axle 1	axle 2		F1	F1

1" Seat Slope		Wheel Size and Axle position			Fork Position and Caster Size	
Front STF	Rear STF	Axle plate in "UP" position			Fork in "UP" position	Fork in "DOWN" position
14" FSTF	14" FSTF	20"	22"	24"	5"	5"
15" FSTF	15" FSTF	axle 1				F1

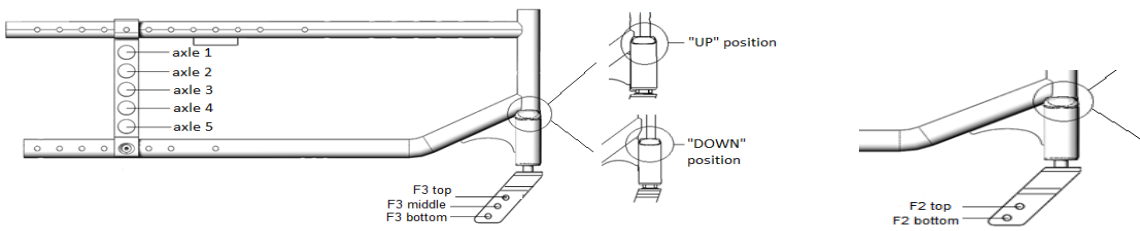


**MyOn STF Chart using regular fork. (excludes 14" FSTF)**

Flush Seat Slope		Wheel Size and Axle position			Fork Position & Caster Size F1=1 hole fork, F2=2 holes, F3=3 holes					
Front STF	Rear STF	20"	22"	24"	Fork in "UP" position			Fork in "DOWN" position		
15" FSTF	15" RSTF	axle 2	axle 1		5"	6"	8"	5"	6"	8"
16" FSTF	16" RSTF	axle 3	axle 2	axle 1	F1	F3 top		F1		
17" FSTF	17" RSTF	axle 4	axle 3	axle 2	F2 bottom	F3 middle			F3 top	
18" FSTF	18" RSTF	axle 5	axle 4	axle 3		F3 bottom	F3 middle	F2 bottom	F3 middle	
19" FSTF	19" RSTF		axle 5	axle 4			F3 bottom		F3 bottom	F3 middle
20" FSTF	20" RSTF			axle 5						F3 bottom

1" Seat Slope		Wheel Size and Axle position			Fork Position & Caster Size F1=1 hole fork, F2=2 holes, F3=3 holes					
Front STF	Rear STF	20"	22"	24"	Fork in "UP" position			Fork in "DOWN" position		
15" FSTF	14" RSTF	axle 1			5"	6"	8"	5"	6"	8"
16" FSTF	15" RSTF	axle 2	axle 1		F1	F3 top		F1		
17" FSTF	16" RSTF	axle 3	axle 2	axle 1	F2 bottom	F3 middle			F3 top	
18" FSTF	17" RSTF	axle 4	axle 3	axle 2		F3 bottom	F3 middle	F2 bottom	F3 middle	
19" FSTF	18" RSTF	axle 5	axle 4	axle 3			F3 bottom		F3 bottom	F3 middle
20" FSTF	19" RSTF		axle 5	axle 4						F3 bottom

2" Seat Slope		Wheel Size and Axle position			Fork Position & Caster Size F1=1 hole fork, F2=2 holes, F3=3 holes					
Front STF	Rear STF	20"	22"	24"	Fork in "UP" position			Fork in "DOWN" position		
15" FSTF	13" RSTF				5"	6"	8"	5"	6"	8"
16" FSTF	14" RSTF	axle 1				F3 top		F1		
17" FSTF	15" RSTF	axle 2	axle 1		F2 bottom	F3 middle			F3 top	
18" FSTF	16" RSTF	axle 3	axle 2	axle 1		F3 bottom	F3 middle	F2 bottom	F3 middle	
19" FSTF	17" RSTF	axle 4	axle 3	axle 2			F3 bottom		F3 bottom	F3 middle
20" FSTF	18" RSTF	axle 5	axle 4	axle 3						F3 bottom



**MATRX SEATING**

Select a cushion and/or back from this list. Seating will ship separately.  
Order must be entered by Invacare Customer Service.

**CUSHIONS:**

<input type="checkbox"/>	MA1616-Vi	MaTRx-Vi Cushion 16Wx 16D	\$624
<input type="checkbox"/>	MA1618-Vi	MaTRx-Vi Cushion 16Wx 18D	\$624
<input type="checkbox"/>	MA1816-Vi	MaTRx-Vi Cushion 18Wx 16D	\$624
<input type="checkbox"/>	MA1818-Vi	MaTRx-Vi Cushion 18Wx 18D	\$624
<input type="checkbox"/>	MA2016-Vi	MaTRx-Vi Cushion 20Wx 16D	\$681
<input type="checkbox"/>	MA2018-Vi	MaTRx-Vi Cushion 20Wx 18D	\$681
<input type="checkbox"/>	MA2020-Vi	MaTRx-Vi Cushion 20Wx 20D	\$681
<input type="checkbox"/>	PS1616	MaTRx Posture Seat 16W x 16D	\$569
<input type="checkbox"/>	PS1618	MaTRx Posture Seat 16W x 18D	\$569
<input type="checkbox"/>	PS1816	MaTRx Posture Seat 18W x 16D	\$569
<input type="checkbox"/>	PS1818	MaTRx Posture Seat 18W x 18D	\$569
<input type="checkbox"/>	PS2016	MaTRx Posture Seat 20W x 16D	\$569
<input type="checkbox"/>	PS2018	MaTRx Posture Seat 20W x 18D	\$569
<input type="checkbox"/>	PS2020	MaTRx Posture Seat 20W x 20D	\$569
<input type="checkbox"/>	PSVF1616	MaTRx Posture Seat with Visco foam 16W x 16D	\$672
<input type="checkbox"/>	PSVF1618	MaTRx Posture Seat with Visco foam 16W x 18D	\$672
<input type="checkbox"/>	PSVF1816	MaTRx Posture Seat with Visco foam 18W x 16D	\$672
<input type="checkbox"/>	PSVF1818	MaTRx Posture Seat with Visco foam 18W x 18D	\$672
<input type="checkbox"/>	PSVF2016	MaTRx Posture Seat with Visco foam 20W x 16D	\$672
<input type="checkbox"/>	PSVF2018	MaTRx Posture Seat with Visco foam 20W x 18D	\$672
<input type="checkbox"/>	PSVF2020	MaTRx Posture Seat with Visco foam 20W x 20D	\$672
<input type="checkbox"/>	DAR-S	Startex Modification - Wipeable Smooth Side Out Cover for Cushions <i>(Must specify cushion model/size) Price listed for purchases with cushion only.</i>	\$53

**BACKS:**

<input type="checkbox"/>	PBE1616	MaTRx PB Elite Back 16W x 16H	\$766
<input type="checkbox"/>	PBE1716	MaTRx PB Elite Back 17W x 16H	\$766
<input type="checkbox"/>	PBE1816	MaTRx PB Elite Back 18W x 16H	\$766
<input type="checkbox"/>	PBE1916	MaTRx PB Elite Back 19W x 16H	\$766
<input type="checkbox"/>	PBE2016	MaTRx PB Elite Back 20W x 16H	\$766
<input type="checkbox"/>	EDB1616	MaTRx PB Deep Elite Back 16W x 16H	\$918
<input type="checkbox"/>	EDB1716	MaTRx PB Deep Elite Back 17W x 16H	\$918
<input type="checkbox"/>	EDB1816	MaTRx PB Deep Elite Back 18W x 16H	\$918
<input type="checkbox"/>	EDB1916	MaTRx PB Deep Elite Back 19W x 16H	\$918
<input type="checkbox"/>	EDB2016	MaTRx PB Deep Elite Back 20W x 16H	\$918
<input type="checkbox"/>	MPB1616	MaTRx-PB Posture Back 16W x 16H	\$734
<input type="checkbox"/>	MPB1716	MaTRx-PB Posture Back 17W x 16H	\$734
<input type="checkbox"/>	MPB1816	MaTRx-PB Posture Back 18W x 16H	\$734
<input type="checkbox"/>	MPB2016	MaTRx-PB Posture Back 20W x 16H	\$734
<input type="checkbox"/>	MPBD1616	MaTRx-PB Deep Posture Back 16W x 16H	\$892
<input type="checkbox"/>	MPBD1716	MaTRx-PB Deep Posture Back 17W x 16H	\$892
<input type="checkbox"/>	MPBD1816	MaTRx-PB Deep Posture Back 18W x 16H	\$892
<input type="checkbox"/>	MPBD2016	MaTRx-PB Deep Posture Back 20W x 16H	\$892
<input type="checkbox"/>	EBSS	Supersoft Foam Upgrade - Available for Elite, Elite Deep and Elite Heavy Duty backs <i>(Must specify back model/size). Price listed for purchases with back support only.</i>	\$103
<input type="checkbox"/>	WSC	Startex Extra Cover - Wipeable Slip Cover for Backs <i>(Must specify back model/size). Price listed for purchases with back support only.</i>	\$103

**Invacare Canada reserves the right to change prices and specifications without notice.**

HEAD OFFICE - 570 Matheson Blvd, Unit# 8, Mississauga, ON L4Z 4G4 Phone: (905) 890-8300 (800) 668-5324(Canada) Fax: (905) 890-5244 (800) 668-5478(Canada)  
Regional Centre - 16769 Boul. Hymus, Kirkland, P.Q. H9H 3L4 Phones: (514) 630-6080 (800) 363-0137(P.Q.) Fax: (514) 630-6120

Invacare®, and Yes, you can., are trademarks of Invacare Corporation.

[WWW.INVACARE.CA](http://WWW.INVACARE.CA)