

AADL W659/W991

Quantum® Q6 Edge Z with
TB3 Power Positioning



MEDmobility
5711- Calgary Trail NW
Edmonton AB T6H 2K1
P: 780-437-3300
F: 780-430-9381
www.medmobility.ca

QUANTUM REHAB®

FOR AADL USE ONLY

Pride Mobility Products Co.
5096 South Service Rd, Beamsville, ON, L0R 1B3
Phone: 888-570-1113 • Fax: 866-514-1303

Account Number: _____
 Provider Name: _____
 Contact: _____
 Phone: _____ Fax: _____
 Email: _____
 Date: _____
 PO#: _____
 Marked For: _____
 Ship to Address: _____
 City: _____ Prov: _____ PC: _____

Discount: _____
 Terms: _____
 Freight: _____
 Taken By: _____

Note Section

For Quantum Use:

For Provider Use:

_____	_____
_____	_____
_____	_____
_____	_____
_____	_____
_____	_____
_____	_____
_____	_____
_____	_____
_____	_____

Set-to-Spec

This section must be filled out, otherwise the selection will default to the mid-range measurements.

Provide back height, armrest height, center mount height and legrest height.

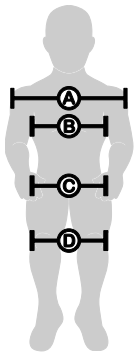
Set Back Height: _____

Set Armrest Height Left: _____ Right: _____

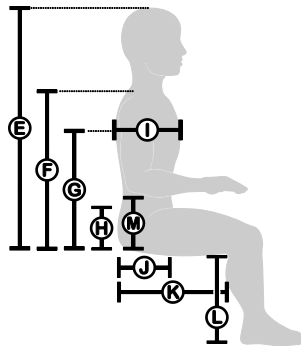
Set Center Mount Length: _____

Set Legrest Length Left: _____ Right: _____

Height: _____ Weight: _____



- A. Shoulder Width _____
- B. Chest Width _____
- C. Hip Width _____
- D. External Knee Width _____



- E. Maximum Sitting Height _____
- F. Shoulder Height _____
- G. Axilla Height _____
- H. PSIS Height _____
- I. Trunk Depth _____
- J. Ischial Depth _____
- K. Thigh Depth _____
- L. Lower Leg Length _____
- M. Elbow Height _____





Quantum Q6 Edge Z with TRU-Balance®3 Power Positioning

Description	Price
Base Model	
<input type="checkbox"/> Quantum Q6 Edge Z <i>300 lbs. wt capacity. Comes standard with 6 mph programmable motors, 8 amp off board charger. Dimensions of base without legrests are 26" W x 35.6" L.</i>	\$8,080

Colors

Metallic Colors:

- Back in Black
 ● Midnight Blue

Base Mounted Foot Platform

- Base Mounted Foot Platform *(Not available with center mount foot platforms)* Standard
 No Foot Platform No Charge

Drive Wheels

- 14" Run Flat Standard
 14" Pneumatic No Charge
 4"W Flat Free, Knobby, Extended Traction Tires¹ \$400
 4" W Pneumatic, Knobby, Extended Traction Tires¹ \$400

1. Increases overall base width by 1.5" (3.81cm)

Batteries

- Group 24, 70 Amp \$415 ea.
 No Batteries

Installation:

- Batteries Installed Do Not Install



Motor Upgrades

- Standard Motor Package Standard
Programmable speed up to 6 Miles per Hour
 High Speed Motor Package **Not covered by AADL** \$160
Programmable speed up to 8 Miles per Hour; High Speed Motors decrease per-charge range.
 Accu-Trac Motor Technology \$630
Programmable speed up to 6 Miles per Hour; Delivers Enhanced Traction and Tracking, Especially with Switched Drive Controls. Requires Q-Logic 2 EX.

LED Light Package

- | Description | Price |
|---|-------|
| <input type="checkbox"/> Through Q-Logic 2 EX or NE+ 8-Key w/ Lights Not covered by AADL | \$835 |

Non-Expandable Controls

Description	Price
<input type="checkbox"/>  75 Amp NE+ 6-Key <i>For up to 2 Actuators through joystick</i>	Standard
<input type="checkbox"/>  75 Amp NE+ 8-Key <i>For Lights</i>	No Charge



Quantum Q6 Edge Z with TRU-Balance®3 Power Positioning

Expandable Controls


- | <input type="checkbox"/> | Description | Price |
|--------------------------|---|-------|
| <input type="checkbox"/> |  Q-Logic 2 EX Joystick | \$620 |
| <input type="checkbox"/> |  Q-Logic 2 EX Joystick <i>For Lights</i> | \$620 |

Q-Logic Color Shroud Options:

- Black *Soft Touch Standard* Matching Non-Matching

Joystick Color Shroud: \$75 Not covered by AADL

- Midnight Blue

- | | | |
|--------------------------|---|-------|
| <input type="checkbox"/> |  <p>Stand Alone Joystick with External Charger Port</p> <p><i>Features:</i></p> <ul style="list-style-type: none"> • Up to 3 drive profiles and 1 seating profile when used alone. • Use in conjunction w/ enhanced display for up to 5 profiles. • Auxiliary functions including Bluetooth Mouse and IR. | \$410 |
|--------------------------|---|-------|


- | | | |
|--------------------------|--|---------|
| <input type="checkbox"/> |  <p>Q-Logic 2 Enhanced Display Kit</p> <p><i>Includes:</i></p> <ul style="list-style-type: none"> • Enhanced Display • Flexible Gooseneck • Gooseneck Mounting Bracket | \$1,945 |
|--------------------------|--|---------|
- Features:*
- Specialty controls interface w/ 3.5" LCD display
 - Up to 5 profiles to control drive, seat and auxiliary functions
 - Integrated single switch scanner, Bluetooth mouse emulator and IR controls
 - Bluetooth connectivity for mobile devices


Enhanced Display Color Options:

- Black *Soft Touch Standard* Matching Non-Matching

Display Color Shroud: \$75 Not covered by AADL

- Midnight Blue

- | | | |
|--------------------------|--|-------|
| <input type="checkbox"/> |  <p>USB Mobile Device Charger Not covered by AADL</p> <p><i>Available with NE, NE+ and Q-Logic 2 EX controllers; Can only charge 1 device at a time. A multiplier harness is required with all Static and Tilt only seating systems. The selection of more than 3 modules requires an additional multiplier.</i></p> | \$185 |
|--------------------------|--|-------|





- | | | |
|--------------------------|---|-------|
| <input type="checkbox"/> |  <p>SCIM Module Kit</p> <p><i>Allows use of joystick display for specialty controls; Up to 5 profiles to control drive, seat and auxiliary functions; Excludes sip-n-puff and single switch functions; A switch is required to operate the input device attached to the SCIM module; Includes accessory bar on TB3; Only available with Q-Logic 2.</i></p> | \$730 |
|--------------------------|---|-------|

Joystick Handles

- | | | |
|--------------------------|-----------------------------------|----------|
| <input type="checkbox"/> | Standard Carrot Handle | Standard |
| <input type="checkbox"/> | Mushroom Handle | \$55 |
| <input type="checkbox"/> | T-Bar | \$90 |
| <input type="checkbox"/> | Chin Cup | \$55 |
| <input type="checkbox"/> | Extended I-Handle | \$55 |
| <input type="checkbox"/> | Soft Ball Handle | \$55 |
| <input type="checkbox"/> | Medium Ball Handle | \$55 |
| <input type="checkbox"/> | Bodypoint 3 Inch Goal Post Handle | \$55 |
| <input type="checkbox"/> | Bodypoint 4 Inch Goal Post Handle | \$55 |



Quantum Q6 Edge Z with TRU-Balance®3 Power Positioning

Description	Price
Joystick Mounting Brackets	
<input type="checkbox"/> Fixed, Inline <i>Not available with Q-Logic 2 EX Stand Alone Joystick.</i>	Standard
<input type="checkbox"/> Left <input type="checkbox"/> Right	
<input type="checkbox"/> Swing-Away	\$265
<input type="checkbox"/> Left <input type="checkbox"/> Right	
<input type="checkbox"/> Inline <input type="checkbox"/> Offset	
<input type="checkbox"/> Retract4 Swing-Away Joystick Arm Kit <i>Full 180° Movement</i>	\$345
<input type="checkbox"/> Left <input type="checkbox"/> Right	
<input type="checkbox"/> Multi-Axis	\$210
<input type="checkbox"/> Left <input type="checkbox"/> Right	
<input type="checkbox"/> No Joystick Mount	
TRU-Balance®3 Power Positioning	
<input type="checkbox"/> Tru-Balance®3 Power Tilt <i>50 degree center of gravity (CG) power tilt seating system</i>	\$7,555
<input type="checkbox"/> Tru-Balance®3 Power Recline <i>175 degrees of power recline</i>	\$7,875
<input type="checkbox"/> Tru-Balance®3 Power Tilt & Recline <i>50 Degree center of gravity (CG) power tilt seating system with 175 degrees of power recline; Full drive lock-out at 20 degrees</i>	\$13,125
<input type="checkbox"/> Tru-Balance®3 10" Power Adjustable Seat Lift Not covered by AADL	\$3,250
TRU-Balance®3 Manual Positioning Option	
<input type="checkbox"/> Attendant Manual Recline <i>Available w/ Tilt only. N/A w/ NE Tilt through toggle, AFP or Back Cane Option. Push handles are required.</i>	\$790
Power Positioning Electronics	
Single Actuator Electronics:	
<input type="checkbox"/> Through Toggle Box <i>Tilt Only. Manual Recline back is not available through NE tilt through toggle.</i>	No Charge
<input type="checkbox"/> Left Mount <input type="checkbox"/> Right Mount	
<input type="checkbox"/> Through NE+ 6 Key	No Charge
<input type="checkbox"/> Through Q-Logic 2 EX Controller	\$345
<input type="checkbox"/>  Through Q-Logic 2 EX Controller and Single Function with 4-Button Actuator <i>Includes AAM and 4-Button actuator module. Only available with TB3 armrests.</i>	\$660
<input type="checkbox"/> Left Mount <input type="checkbox"/> Right Mount	
Dual Actuator Electronics:	
<input type="checkbox"/> Through NE+ 6-Key Controller	No Charge
Multiple Actuator Electronics:	
<input type="checkbox"/> Through Q-Logic 2 EX Controller	\$345
<input type="checkbox"/>  Through Q-Logic 2 EX Controller and 4-Button Actuator <i>Mounts to same side as controller</i> <i>Includes AAM and 4-Button actuator module. Only available with TB3 armrests.</i>	\$660
<input type="checkbox"/> Left Mount <input type="checkbox"/> Right Mount	
<input type="checkbox"/>  Q-Logic 2 EX Through 4-way Toggle ²	\$660
<input type="checkbox"/> Left Mount <input type="checkbox"/> Right Mount	
<input type="checkbox"/>  Q-Logic 2 EX Through 4-way Button Toggle ²	\$660
<input type="checkbox"/> Left Mount <input type="checkbox"/> Right Mount	

1. Bracket mounts to the outside of the arm pad.



Quantum Q6 Edge Z with TRU-Balance®3 Power Positioning

TRU-Balance®3 Seat Specifications

Description		Price	
Seat Width:			
<input type="checkbox"/> 12"W ^{1,3}	<input type="checkbox"/> 15"W ^{2,3}	<input type="checkbox"/> 18"W	<input type="checkbox"/> 21"W
<input type="checkbox"/> 13"W ^{2,3}	<input type="checkbox"/> 16"W	<input type="checkbox"/> 19"W	<input type="checkbox"/> 22"W
<input type="checkbox"/> 14"W ³	<input type="checkbox"/> 17"W	<input type="checkbox"/> 20"W	<input type="checkbox"/> 23"W
<input type="checkbox"/> 24"W			
Seat Width Package:			
<input type="checkbox"/> 12"W-16"W ³	<input type="checkbox"/> 16"W-20"W	<input type="checkbox"/> 20"W-24"W	
Seat Depth:			
<input type="checkbox"/> 12"D ⁴	<input type="checkbox"/> 15"D	<input type="checkbox"/> 18"D	<input type="checkbox"/> 21"D
<input type="checkbox"/> 13"D ⁴	<input type="checkbox"/> 16"D	<input type="checkbox"/> 19"D	<input type="checkbox"/> 22"D
<input type="checkbox"/> 14"D	<input type="checkbox"/> 17"D	<input type="checkbox"/> 20"D	<input type="checkbox"/> 23"D
<input type="checkbox"/> 24"D			
Seat Depth Package:			
<input type="checkbox"/> 12"D-16"D ³	<input type="checkbox"/> 16"D-20"D	<input type="checkbox"/> 20"D-24"D	

- 16" - 17" depth is not available
- Only available with non-matching back width
- Available through SOF
- Only available with back cane option


TRU-Balance®3 Seat to Floor Height

Tilt or Tilt/Recline:	Recline:	Adjustable Seat Lift:
<input type="checkbox"/> 18.125" Seat to Floor	<input type="checkbox"/> 17.5625" Seat to Floor	<input type="checkbox"/> 19.375" Seat to Floor
<input type="checkbox"/> 19.125" Seat to Floor	<input type="checkbox"/> 18.5625" Seat to Floor	<input type="checkbox"/> 20.375" Seat to Floor
<input type="checkbox"/> 20.125" Seat to Floor	<input type="checkbox"/> 19.5625" Seat to Floor	<input type="checkbox"/> 21.375" Seat to Floor

TRU-Balance®3 Back Type

<input type="checkbox"/> Static Back	Standard
<input type="checkbox"/> Flip Forward Back <i>Only available w/ 2-post, flip back or pediatric armrest. Not available on 12"-14"widths or with attendant manual recline.</i>	\$25
<input type="checkbox"/> Back Cane Option <i>Only available with "Omit Back" and 2-post, flip back or pediatric armrests. Not available with recline.</i>	-\$735
Back Cane Type:	
<input type="checkbox"/> Angle Adjustable	Standard
<input type="checkbox"/> Flip Forward	No Charge
<input type="checkbox"/> 1" Endo	No Charge
<input type="checkbox"/> 2" Endo	No Charge
Back Cane Height:	
<input type="checkbox"/> 16"H	<input type="checkbox"/> 17"H
<input type="checkbox"/> 20"H	<input type="checkbox"/> 21"H
<input type="checkbox"/> 24"H	<input type="checkbox"/> 25"H

TRU-Balance®3 Back Specifications

 **Sport Back** No Charge

+/-4" of Seat Width. Odd heights = 4" Gap, even heights = 3" gap. Measurements listed is overall back height.

<input type="checkbox"/> 12"Wx14"H	<input type="checkbox"/> 17"Wx16"H	<input type="checkbox"/> 18"Wx20"H	<input type="checkbox"/> 19"Wx22"H	<input type="checkbox"/> 21"Wx16" ^{H1}	<input type="checkbox"/> 22"Wx18"H	<input type="checkbox"/> 23"Wx22" ^{H1}
<input type="checkbox"/> 12"Wx15"H	<input type="checkbox"/> 17"Wx17"H	<input type="checkbox"/> 18"Wx21"H	<input type="checkbox"/> 19"Wx23"H	<input type="checkbox"/> 21"Wx17" ^{H1}	<input type="checkbox"/> 22"Wx19"H	<input type="checkbox"/> 23"Wx23" ^{H1}
<input type="checkbox"/> 14"Wx16"H	<input type="checkbox"/> 17"Wx18"H	<input type="checkbox"/> 18"Wx22"H	<input type="checkbox"/> 20"Wx16"H	<input type="checkbox"/> 21"Wx18" ^{H1}	<input type="checkbox"/> 22"Wx20"H	<input type="checkbox"/> 24"Wx16"H
<input type="checkbox"/> 14"Wx17"H	<input type="checkbox"/> 17"Wx19"H	<input type="checkbox"/> 18"Wx23"H	<input type="checkbox"/> 20"Wx17"H	<input type="checkbox"/> 21"Wx19" ^{H1}	<input type="checkbox"/> 22"Wx21"H	<input type="checkbox"/> 24"Wx17"H
<input type="checkbox"/> 16"Wx16"H	<input type="checkbox"/> 17"Wx20"H	<input type="checkbox"/> 18"Wx24"H	<input type="checkbox"/> 20"Wx18"H	<input type="checkbox"/> 21"Wx20" ^{H1}	<input type="checkbox"/> 22"Wx22"H	<input type="checkbox"/> 24"Wx18"H
<input type="checkbox"/> 16"Wx17"H	<input type="checkbox"/> 17"Wx21"H	<input type="checkbox"/> 18"Wx25"H	<input type="checkbox"/> 20"Wx19"H	<input type="checkbox"/> 21"Wx21" ^{H1}	<input type="checkbox"/> 22"Wx23"H	<input type="checkbox"/> 24"Wx19"H
<input type="checkbox"/> 16"Wx18"H	<input type="checkbox"/> 17"Wx22"H	<input type="checkbox"/> 19"Wx16"H	<input type="checkbox"/> 20"Wx20"H	<input type="checkbox"/> 21"Wx22" ^{H1}	<input type="checkbox"/> 23"Wx16" ^{H1}	<input type="checkbox"/> 24"Wx20"H
<input type="checkbox"/> 16"Wx19"H	<input type="checkbox"/> 17"Wx23"H	<input type="checkbox"/> 19"Wx17"H	<input type="checkbox"/> 20"Wx21"H	<input type="checkbox"/> 21"Wx23" ^{H1}	<input type="checkbox"/> 23"Wx17" ^{H1}	<input type="checkbox"/> 24"Wx21"H
<input type="checkbox"/> 16"Wx20"H	<input type="checkbox"/> 18"Wx16"H	<input type="checkbox"/> 19"Wx18"H	<input type="checkbox"/> 20"Wx22"H	<input type="checkbox"/> 21"Wx24" ^{H1}	<input type="checkbox"/> 23"Wx18" ^{H1}	<input type="checkbox"/> 24"Wx22"H
<input type="checkbox"/> 16"Wx21"H	<input type="checkbox"/> 18"Wx17"H	<input type="checkbox"/> 19"Wx19"H	<input type="checkbox"/> 20"Wx23"H	<input type="checkbox"/> 21"Wx25" ^{H1}	<input type="checkbox"/> 23"Wx19" ^{H1}	<input type="checkbox"/> 24"Wx23"H
<input type="checkbox"/> 16"Wx22"H	<input type="checkbox"/> 18"Wx18"H	<input type="checkbox"/> 19"Wx20"H	<input type="checkbox"/> 20"Wx24"H	<input type="checkbox"/> 22"Wx16"H	<input type="checkbox"/> 23"Wx20" ^{H1}	
<input type="checkbox"/> 16"Wx23"H	<input type="checkbox"/> 18"Wx19"H	<input type="checkbox"/> 19"Wx21"H	<input type="checkbox"/> 20"Wx25"H	<input type="checkbox"/> 22"Wx17"H	<input type="checkbox"/> 23"Wx21" ^{H1}	

Back Width Package:

10"W-14"W 16"W-20"W 20"W-24"W

- Not available with TRU-Comfort Back



Quantum Q6 Edge Z with TRU-Balance®3 Power Positioning

Description	Price
-------------	-------

TRU-Balance®3 Back Specifications

Back Color Shroud Option:

● Back in Black *Standard*

Back Color Option \$105: *Not covered by AADL*

● Midnight Blue

Additional TRU-Balance®3 Back Options

Large Lateral Positioning Wedge, pair No Charge
Not available on Tilt Backs 16"-17"H w/ limited adjustability on 18"H. Not available on Recline Backs 19"-20"H w/ limited adjustability on 21"H. N/A with Back Cane Option

Aftermarket Back Interface No Charge
Overall seat depth may need to be adjusted to accommodate certain backs. May interfere with gel/waterfall arm pads and arm through. Contact your Quantum specialist for details. Does not include brackets to mount aftermarket back. SOF is required on back widths less than 16".

Omit Back

Privacy Flap: Standard on recline seating systems. *Not covered by AADL*

9.75"W \$40

12.75"W \$40

Lap Belts

38" Lap Belt Standard

50" Lap Belt Standard

60" Lap Belt Standard

70" Lap Belt Standard

80" Lap Belt Standard

90" Lap Belt Standard








Quantum Q6 Edge Z with TRU-Balance®3 Power Positioning

Description	Price
Armrests	
<input type="checkbox"/> TB3 Armrests <i>May interfere with swing-away laterals. Choose height package below.</i>	No Charge
<input type="checkbox"/> Down Post +/- up to 2" difference between seat and back width. <i>Not Available on 14"W Seat/Back</i>	\$95 (Standard on Systems with Recline)
Left Armrest Height Package:	Right Armrest Height Package:
<input type="checkbox"/> 8"-12" Height	<input type="checkbox"/> 8"-12" Height
<input type="checkbox"/> 12"-16" Height	<input type="checkbox"/> 12"-16" Height
<input type="checkbox"/> 2-Post, Flip Back, Height Adjustable, Removable <i>Height range 9"-13" Not available with a depth less than 16"; Required with flip forward back and laptrays.</i>	No Charge
<input type="checkbox"/> Pediatric, Removable, Height Adjustable <i>Height adjustment from 7.75" to 9.75" in 1/2" increments. Not available with full length armpads.</i>	No Charge
Left Armpad Length:	Right Armpad Length:
<input type="checkbox"/> 14"L Full Length	<input type="checkbox"/> 14"L Full Length
<input type="checkbox"/> 10"L Desk Length	<input type="checkbox"/> 10"L Desk Length
Left Armpad Style:	Right Armpad Style:
<input type="checkbox"/> Straight	<input type="checkbox"/> Straight
<input type="checkbox"/> Waterfall	<input type="checkbox"/> Waterfall
<input type="checkbox"/> Falcon, Gel, Full Length 3"W x 14"L \$85 ea.	<input type="checkbox"/> Falcon, Gel, Full Length 3"W x 14"L \$85 ea.
<input type="checkbox"/> Mounting Plate, Full Length ¹ \$60 ea.	<input type="checkbox"/> Mounting Plate, Full Length ¹ \$60 ea.
<input type="checkbox"/> Falcon, Gel, Desk Length 3"W x 10"L \$67.50 ea.	<input type="checkbox"/> Falcon, Gel, Desk Length 3"W x 10"L \$67.50 ea.
<input type="checkbox"/> Mounting Plate, Desk Length ¹ \$60 ea.	<input type="checkbox"/> Mounting Plate, Desk Length ¹ \$60 ea.





1. Required only with 2-post, flip back, height adjustable, removable armrests or pediatric armrests. Interference with Back may occur.

TRU-Balance®3 Complimentary Accessories *Not covered by AADL*

Choose one complimentary item in this section. Each additional item will be billed with the MSRP listed below.

<input type="checkbox"/>	 Cup Holder <i>Not available with 2-post, flip back or pediatric armrests or Back Cane Option</i>	\$35
<input type="checkbox"/>	 Personal Item Hook <i>Not available with Back Cane Option</i>	\$35
<input type="checkbox"/>	 Reflector Kit	\$35
<input type="checkbox"/>	 Cell Phone/Media Holder <i>Not available w/ 2-post, flip back or pediatric armrests or Back Cane Options</i>	\$95
<input type="checkbox"/>	 Backpack Holder, pair <i>Not available with Back Cane Option.</i>	\$42

TRU-Balance®3 Premium Installed Accessories *Not covered by AADL*








<input type="checkbox"/>	 Trilogy Vent Tray <i>Not available with Back Cane option</i>	\$420
<input type="checkbox"/>	 Compact Vent Tray	\$1,465
<input type="checkbox"/>	 Push Handles (pair) <i>Not available with O2 holder, Back Cane Option, or vent tray. Required with attendant manual recline.</i>	\$140
<input type="checkbox"/>	 Accessory bar <i>Comes standard with the SCIM module, Trilogy vent tray and O2 holder. May be added to mount additional accessories to back of unit.</i>	\$90

Additional Accessories *Not covered by AADL*

<input type="checkbox"/>	Quantum Backpack <i>May interfere with other rear accessories</i>	\$65
<input type="checkbox"/>	Weather Cover, Large, Black	\$188



Quantum Q6 Edge Z with TRU-Balance®3 Power Positioning

Description	Price
TRU-Balance®3 Premium Accessories <i>Not covered by AADL</i>	
<i>Premium accessories will be shipped with the unit, not installed. Multiple accessories can be mounted along the various tracks, some interference may occur.</i>	
<input type="checkbox"/>  Clothing Guard, Pair	\$275
<input type="checkbox"/>  Glove Box	\$40
<input type="checkbox"/>  Oxygen Holder	\$90
<input type="checkbox"/>  Oxygen Holder <i>for use w/ Back Cane Option</i>	\$90
<input type="checkbox"/>  Transfer Bar, Pair <i>(Quick Release)</i>	\$305
<input type="checkbox"/>  Transfer Bar, Pair <i>(Bolt-On)</i>	\$305
<input type="checkbox"/>  iPad Holder	\$565

Headrests

Headrest Pads

<input type="checkbox"/> Stealth 10" Comfort Plus	\$190
<input type="checkbox"/> Stealth 14" Comfort Plus	\$190
<input type="checkbox"/> Stealth Small Contoured <i>(9.75"W x 3"H)</i>	\$80
<input type="checkbox"/> Stealth Large Contoured <i>(11"W x 6"H)</i>	\$100

Headrest Mounts

<input type="checkbox"/> Stealth Removable Headrest Bracket	\$200
<input type="checkbox"/> Stealth's Worlds Best Removable Headrest Bracket	\$255
<input type="checkbox"/> No Bracket	



Quantum Q6 Edge Z with TRU-Balance®3 Power Positioning

Description	Price
Center Mount Foot Platforms	

All efforts will be made to accommodate legrest length selection, but minor changes may be needed to be made to meet shipping guidelines. Some adjustment may be needed upon receipt of unit.

- Adjustable Center Mount Foot Platform 12"W—20"W \$265
- Adjustable Center Mount Foot Platform 20"W—24"W \$475
- Center Mount Power Articulating Foot Platform Includes 10"W x 11"D Split Footplates **Not covered by AADL** \$3,145

Extensions:

- 10-16"L
- 13-19"L

Footplates:



- 10"W x 11"D Split Footplates Standard



- 10"W x 8"D Split Footplates No Charge



- 10"W x 6"W Split Footplates No Charge

Calf Supports:

- Calf Pads (pair)
 - Small¹ (6"H x 6"W) \$210
 - Large¹ (8"H x 8"W, tapered to 6"W) \$210
- Calf Pad Covers (pair) (1/2" Soft Visco Foam)
 - Air Mesh \$150
 - Reversed Dartex \$150
- Calf Panel (ea.)
 - Small (8"H x 18"W) \$210
 - Large (8"H x 24"W) \$265

Only available on 20"W or greater.
- Calf Panel Covers (1/2" Soft Visco Foam)
 - Air Mesh \$150
 - Reversed Dartex \$150

1. Comes standard with articulation foot platform

Optional Modular Footplate Extension Components/Kits: Clinical Justification Required

Assembly required. May require seating configuration adjustments to avoid front caster interference. Not available with 10"W x 8"D Split Footplates.

Extension Kits \$55



- 4" Width



- 2" Bel Shaped, Length Extension

Side Guards \$55



- 4" Side Guard¹



- 6" Side Guard²

1. Available with 6"D Footplates

2. Available with 8" and 11"D Footplates

- Wheel Bumpers (pair) \$30
- Footplate Connector \$55



Quantum Q6 Edge Z with TRU-Balance®3 Power Positioning

Description	Price
Powered Elevating Legrests	

All efforts will be made to accommodate legrest length selection, but minor changes may need to be made to meet shipping guidelines. Some adjustments may be needed upon receipt of the unit.

70° Power Articulating Swing-Away Legrests 4" articulation range **Not covered by AADL** \$2,865

Use code K0108 for an individual legrest.

Rigging Selection:

Standard Matching Legrests (pair) Non-Matching Legrests (pair) Individual Legrests *Left or Right Only*

Operation Method:

Independent Combined

Footplate Selection:

Angle Adjustable Footplates (pair) *Includes heel loops.* No Charge

Left Legrest Lower Extensions:

11"-13"L 14.5"-18"L

Right Legrest Lower Extensions:

11"-13"L 14.5"-18"L

Angle Adjustable Footplate Size:

<input type="checkbox"/> 4"W x 6"D	<input type="checkbox"/> 5"W x 8"D	<input type="checkbox"/> 6"W x 11"D ¹	<input type="checkbox"/> 4"W x 6"D	<input type="checkbox"/> 5"W x 8"D	<input type="checkbox"/> 6"W x 11"D ¹
<input type="checkbox"/> 5"W x 6"D	<input type="checkbox"/> 6"W x 8"D ¹	<input type="checkbox"/> 8"W x 11"D ²	<input type="checkbox"/> 5"W x 6"D	<input type="checkbox"/> 6"W x 8"D ¹	<input type="checkbox"/> 8"W x 11"D ²

Accessories:

Calf Pad (pair) No Charge

Gel Padded Knee Adductor Buttons (pair) \$130

1. May cause interference on seat widths less than 18"

2. May cause interference on seat widths less than 20"

Non-Powered Legrests	
-----------------------------	--

All efforts will be made to accommodate legrest length selection, but minor changes may need to be made to meet shipping guidelines. Some adjustments may be needed upon receipt of the unit.

60-90° Swing-Away Legrests adjustable in 5° Increments No Charge

Foam Cover No Charge

Rigging Selection:

Standard Matching Legrests (pair) Non-Matching Legrests (pair) Individual Legrests *Left or Right Only*

Footplate Selection:

Angle-Adjustable Footplates (pair) *Includes Heel Loops.* \$175

Multi-Axis Footplates (pair) *Includes Heel Loops.* \$520

Standard, Extruded Footplates (pair) No Charge

Left Legrest:

Lower Extensions:

11"-13"L¹ 13"-16.5"L¹
 11"-16.5"L² 15.5"-19.5"L¹

Right Legrest:

Lower Extensions:

11"-13"L¹ 13"-16.5"L¹
 11"-16.5"L² 15.5"-19.5"L¹

Angle Adjustable/Multi-Axis Footplate Size:

<input type="checkbox"/> 4"W x 6"D	<input type="checkbox"/> 5"W x 8"D	<input type="checkbox"/> 6"W x 11"D ³	<input type="checkbox"/> 4"W x 6"D	<input type="checkbox"/> 5"W x 8"D	<input type="checkbox"/> 6"W x 11"D ³
<input type="checkbox"/> 5"W x 6"D	<input type="checkbox"/> 6"W x 8"D ³	<input type="checkbox"/> 8"W x 11"D ⁴	<input type="checkbox"/> 5"W x 6"D	<input type="checkbox"/> 6"W x 8"D ³	<input type="checkbox"/> 8"W x 11"D ⁴

Standard, Extruded Footplate Size:

<input type="checkbox"/> 7.25"W x 6"D	<input type="checkbox"/> 8.5"W x 6"D ³	<input type="checkbox"/> 7.25"W x 6"D	<input type="checkbox"/> 8.5"W x 6"D ³
---------------------------------------	---	---------------------------------------	---

1. Not available with multi-axis footplates.

2. Not available w/ Angle Adjustable Footplates

3. May cause interference on seat widths less than 18"

4. May cause interference on seat widths less than 20"

Accessories:

Heel Loops (pair) *Standard on Angle Adjustable and Multi-Axis footplates* \$35

Wheel Bumpers (pair) \$30

Gel Neoprene Footrest Sleeve (pair) \$130



Quantum Q6 Edge Z with TRU-Balance®3 Power Positioning

Description	Price
-------------	-------

Non-Powered Legrests (cont.)

All efforts will be made to accommodate legrest length selection, but minor changes may need to be made to meet shipping guidelines. Some adjustments may be needed upon receipt of the unit.

<input type="checkbox"/> 90° Pediatric Swing-Away Legrests	No Charge
Rigging Selection:	
<input type="checkbox"/> Standard Matching Legrests (pair) <input type="checkbox"/> Non-Matching Legrests (pair) <input type="checkbox"/> Individual Legrests <i>Left or Right Only</i>	
Footplate Selection:	
<input type="checkbox"/> Angle-Adjustable Footplates (pair) <i>Includes heel loops.</i>	\$175
Left Legrest:	Right Legrest:
Lower Extensions:	Lower Extensions:
<input type="checkbox"/> 7"-10"L	<input type="checkbox"/> 7"-10"L
<input type="checkbox"/> Angle Adjustable Footplate Size:	
<input type="checkbox"/> 4"W x 6"D <input type="checkbox"/> 5"W x 6"D	<input type="checkbox"/> 4"W x 6"D <input type="checkbox"/> 5"W x 6"D
Accessories:	
<input type="checkbox"/> Wheel Bumpers (pair)	\$30
<input type="checkbox"/> Elevating Legrests	\$550
Rigging Selection:	
<input type="checkbox"/> Standard Matching Legrests (pair) <input type="checkbox"/> Non-Matching Legrests (pair) <input type="checkbox"/> Individual Legrests <i>Left or Right Only</i>	
Footplate Selection:	
<input type="checkbox"/> Angle-Adjustable Footplates (pair) <i>Includes Heel Loops.</i>	\$175
<input type="checkbox"/> Standard, Extruded Footplates (pair)	No Charge
Left Legrest Lower Extensions:	Right Legrest Lower Extensions:
<input type="checkbox"/> 11"-14"L ¹ <input type="checkbox"/> 14"-17"L ¹	<input type="checkbox"/> 11"-14"L ¹ <input type="checkbox"/> 14"-17"L ¹
<input type="checkbox"/> 12"-14.5"L ² <input type="checkbox"/> 14.5"-18"L ²	<input type="checkbox"/> 12"-14.5"L ² <input type="checkbox"/> 14.5"-18"L ²
<input type="checkbox"/> Angle Adjustable Footplate Size:	
Left Legrest:	Right Legrest:
<input type="checkbox"/> 4"W x 6"D <input type="checkbox"/> 5"W x 8"D <input type="checkbox"/> 6"W x 11"D ³	<input type="checkbox"/> 4"W x 6"D <input type="checkbox"/> 5"W x 8"D <input type="checkbox"/> 6"W x 11"D ³
<input type="checkbox"/> 5"W x 6"D <input type="checkbox"/> 6"W x 8"D ³ <input type="checkbox"/> 8"W x 11"D ⁴	<input type="checkbox"/> 5"W x 6"D <input type="checkbox"/> 6"W x 8"D ³ <input type="checkbox"/> 8"W x 11"D ⁴
<input type="checkbox"/> Standard, Extruded Footplate Size:	
Left Legrest:	Left Legrest:
<input type="checkbox"/> 7.25"W x 6"D <input type="checkbox"/> 8.5"W x 6"D ³	<input type="checkbox"/> 7.25"W x 6"D <input type="checkbox"/> 8.5"W x 6"D ³
Accessories:	
<input type="checkbox"/> Heel Loops (pair) <i>Standard on Angle Adjustable and Multi-Axis footplates</i>	\$35
<input type="checkbox"/> Wheel Bumpers (pair)	\$30
<input type="checkbox"/> Gel Padded Adductor Buttons (pair)	\$130

1. Not available with angle adjustable footplates.
 2. Not available with standard, extruded footplates.

3. May cause interference on seat widths less than 18".
 4. May cause interference on seat widths less than 20".