



MODULAR

maxx MEDmobility

Invacare® TDX® Series with Tilt
AADL PRICE LIST AND ORDER FORM
Effective July 1, 2016

FOR AADL ONLY
AADL CAT #
W801 / W803 / W990

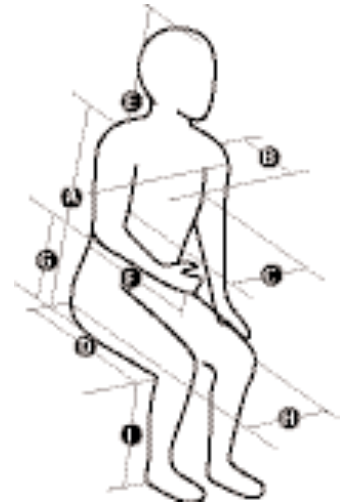
Date of Order: _____
 Dealer Name: _____
 Dealer Account #: _____
 PO #: _____
 Tag: _____
 Purchasing Contact: _____
 Phone: _____ Fax: _____
 RTS/Therapist: _____
 Ship to Address: _____
 City: _____ Province: _____ PC: _____
 Client Info: Gender: _____
 Special Client Conditions: _____

250-400 lb. weight limit. Dependent on weight capacity of the power base.

To ensure system is accurately configured please fill in all required measurements.

Client Height:	
Client Weight (lbs.):	
A. Seat to Shoulder:	
B. Trunk Depth:	
C. Chest Width:	
D. Knee to Back:	
E. Seat to Top of Head:	
F. Elbow to Hand:	
G. Seat to Elbow:	
H. Hip Width:	
I. Knee to Heel:	
Cushion Thickness:	

Invacare Canada Customer Service:
Phone: 1-800-668-5324
Fax: 1-800-668-5478
www.invacare.ca



TDX SERIES BASE FOR MODULAR MAXX POWER POSITIONING

Not available through Invacare Pro. Must order through Invacare Canada Customer Service. For base-only orders, please refer to Invacare Canada order forms found on www.invacare.ca or call Invacare Canada Customer Service

TDXSP-MM TDX SP Base w/ MK6i\$7,500

TDXSP comes standard with: 300 lb. user weight capacity, 5.8 MPH top speed, 4-pole motor package and MK690ACC Controller and Quiet Stability Lock.

Select STF⁽¹⁾ 16.75"⁽²⁾\$250
17.25" 18.25" 19.25" No Charge

TDXSC2-MM TDX SC Base w/ MK6i\$5,700

TDXSC2-CG comes standard with: 250 lb. user weight capacity, 4.8 MPH top speed, 2-pole motor package and MK660ACC Controller and Quiet Stability Lock. Base width is 24".

Select STF⁽¹⁾ 16.75" 17.25" 18.25" ... No Charge

NOTE:

1. Seat-to-floor height is measured at the front of the seat pan based on a standard seat size.
2. This seat-to-floor is only available with the Group 24 Battery tray.

TRANSPORT TIE DOWN

TRBKTS Wheelchair Transport Brackets⁽¹⁾ Standard

NOTE:

1. For unoccupied use only.

USER WEIGHT LIMITS

UW250 Under 250 lbs. TDXSCStandard

U300 Under 300 lbs. TDXSPStandard

U400-SP Under 400 lbs. TDXSP⁽¹⁾\$548

NOTES:

1. Package includes Heavy-Duty 4-pole motors and 5 mph top speed with <400 lbs. weight limit.

WHEEL OPTIONS

1430-3T 14" x 3" Pneumatic Tires⁽²⁾.....Standard on TDXSP

1431-3T 14" x 3" Tire w/Foam Filled Inserts⁽¹⁾.....Optional on TDXSP

DW10535FF 10 1/2" x 3 1/2" Flat Free Tires⁽³⁾.....Standard on TDXSC

NOTE:

1. Standard on TDXSP. Not available on TDXSC.
2. Optional on TDXSP. Not available on TDXSC.
3. Standard on TDXSC. Not available on TDXSP.

FREE WHEEL HUB

FHUB Free Wheel Hub⁽¹⁾ TDX SP OnlyNo Charge

NOTE:

1. Free Wheel Hub will add 3/4" overall width. Does not included TDX series design wheel.

FRAME FINISH

24P Wet BlackNo Charge

105P Midnight Blue⁽¹⁾No Charge

NOTE:

1. Not available on the TDXSC Base.

MK6I CONTROLLER

MK660ACC Controller w/Actuator Control (TDXSC) ..Standard

MK690ACC Controller w/Actuator Control (TDXSP) ..Standard

GTRAC G-Trac Module⁽¹⁾\$988

NOTE:

1. G-Trac provides improved tracking capabilities and enhanced traction. Does not require special motors. Not available with SPJ+ joysticks.

MEDmobility

5711- Calgary Trail NW
Edmonton AB T6H 2K1
P: 780-437-3300
F: 780-430-9381
www.medmobility.ca

Dealer Name: _____

Dealer Account Number: _____

PO #: _____

Tag: _____

STANDARD DRIVER CONTROLS

- SPJAP SPJ Plus with Mono Port for Actuator Switch⁽¹⁾No Charge

NOTE:
1. Standard with single actuator operation switch. For switch options, please make selection under "Single-Function Electronics" section on Page 8.

ACTUATOR CONTROL THROUGH SPJ+

- SPJAPM SPJ Plus with Mode Switch for Joystick Actuator Operation⁽¹⁾\$530

NOTE:
1. Allows actuator operation through the driver control. Includes port for attendant switch.

EXPANDABLE CONTROLLER SYSTEMS

- PWH Harness Required for Expandable Electronics Only⁽¹⁾No Charge

- CMPJM6U MPJ+ Multiple Drive Joystick with Color Display\$1024

- ASLRDYM6 MK6 Display Only (No Driver Control)⁽²⁾\$242

For your ASL Drive System needs please refer to ASL price list form #05-220C

- 1558MM6 Compact Joystick w/Display\$1,097

- 1500M6 Proportional RIM Head Control w/Display ..\$2,425

- SMHD Small Headrest LGHD Large Headrest\$241

NOTES:
1. Harness is required to interface joystick or MK6i display with expandable controllers. Options is located under Electronics Accessories in configurator.
2. Display Only. No driver control. Allows choice from order form.

ALTERNATIVE DIGITAL CONTROL SYSTEMS⁽¹⁾

- SNPM6 Sip-N-Puff Digital Interface Box⁽¹⁾\$2135

NOTE:
1. Must also use either a Multiple Drive Joystick or MK6i Display.

SIP N PUFF KIT

- PKG32666 Therafin Sip-N-Puff Breath Tube Kit\$440

ADDITIONAL CONTROL CHOICES

- 1558M6 Compact Joystick - Less Std. Mount\$937

JOYSTICK MOUNTING HARDWARE

- QLAM6 Quad Link Retract Joystick Mnt MPJ+⁽¹⁾\$358

- QLA Quad Link Retract Joystick Mnt SPJ+⁽¹⁾\$358

- LEFT Left Hand Mounted JoystickNo Charge

- RIMHW RIM HARDWARE FOR 1500\$245

NOTE:
1. QLAM6 and QLA include Stealth Adjustable Height Joystick Mount.

ELECTRONIC ACCESSORIES

- 1560 "T" Handle Flexible Joystick Extension\$93

- 1561 Straight Handle Flexible Joystick Extension\$69

- 1826 Chin Cup\$38

- AUX12M6 Auxillary Module For 1 & 2\$706

- AUX34M6 Auxillary Module For 3 & 4\$706

- RFM Wireless (RF) Mouse Only Module⁽¹⁾\$811
Not covered by AADL

- IR Infrared Module with Mouse Emulation⁽²⁾ ...\$910
Not covered by AADL

NOTES:
1. RFM includes Transmitter, USB Radio Frequency Mouse Dongle (Receiver), and Stereo Switch with hook and loop mount for mouse clicks. Not compatible with SPJ+.
2. IR includes Transmitter w/IR chip, USB Radio Frequency Mouse Dongle (Receiver), and Stereo Switch with hook and loop mount for mouse clicks. Not compatible with SPJ+.

BATTERY TRAY TYPE

- 22TRY 22NF Style Tray⁽¹⁾Standard

- 24TRY 24NF Style Tray⁽¹⁾No Charge

- 24TRY3 22NF Style Tray for (3) Batteries⁽¹⁾⁽²⁾\$215

- 24TRY3BAT2 22NF Style Tray for (2) Batteries⁽³⁾\$215

NOTE:
1. 22TRY Base Width 24"; 24TRY and 24TRY3 Base Width 25.5"
2. Required for ventilator tray.
3. Allows for two batteries in a 3 battery tray.

BATTERIES ON CHAIR - AADL CONTRACT PRICING

- U1INSTAL U1 BATTERIES (TDXSC)⁽¹⁾\$519

- 22NFBATTERY 22NF BATTERY\$572

- 24BATTERY 24NF BATTERIES\$701

- 22NFBATT3 22NF BATTERIES (3)\$857

- 22NFTRY3BAT2 22NF BATTERIES (2)\$572

NOTE:
1. Required pick with elevating seat.

BATTERY CHARGE OPTIONS

- 110CHARGER 110 Volt Battery ChargerNo Charge

- OMIT Omit ChargerNo Charge

MISCELLANEOUS ACCESSORIES

- 1303 Wheel Locks\$90

TDX® Series with Modular Maxx CG Power Positioning System

Dealer Name: _____

Dealer Account Number: _____

PO #: _____

Tag: _____

SYSTEMS MUST SELECT ONE SYSTEM

NOTE: Systems Include Seat Pan, Back Pan, Standard Armrests and Front Rigging. They are designed for use with a 2"-3" cushion.

Modular Maxx CG Tilt Only System (50°)

MDCGT-50\$6,969

Modular Maxx CG Tilt (50°) and Power Recline

(170°) System with Extended Shear Reduction (ESR)

MDCGTRESR-50\$11,569

Modular Maxx Elevate Lift Seat Only System

NOT COVERED BY AADI

12" Elevation - up to 250 lbs.(1)(2)(3)

MDRES12\$4,995

NOTES:

1. Not available on seat sizes greater than 20" wide by 20" deep.
2. Uses an integrated Tilt/Lift mechanism, tilt is 45° and the seat to floor height is not affected by the Elevating Lift Seat.
3. For weights greater than 175 lbs. no tilt while elevated is available, call Customer Service for details.

MODULES MUST SELECT TRx SYSTEM-TO ADD MODULES

5FAT **5° Fixed Anterior Assist**(1) N/C

5PT **5° Pre-Tilt**(2) N/C

8PR **8° Precline Module**(3) only available with Recline . . . N/C

NOTES:

1. This module may limit front rigging options. The Fixed Anterior Assist option adds 1.5" to the seat to floor height at zero degrees (level).
2. This Fixed Pre-tilt option adds 1.5" to the front seat to floor height.
3. Total degrees of recline is 170° ie: if 8° degrees of precline is used, then 162° degrees of recline will be available.

SEAT SPECIFICATIONS

Select Adult Seat Width and Ultra Rail Width Adjustment

WA1620 (Width adjustable from 16" to 20")

W16 16" W17 17" W18 18" W19 19" W20 20"

WA1922 (Width adjustable from 19" to 22")

W19 19" W20 20" W21 21" W22 22"

Select Adult Seat Depth and Ultra Rail Depth Adjustment

DA1621 (Depth adjustable from 16" - 21")

D16 16" D17 17" D18 18" D19 19" D20 20" D21 21"

LAP BELTS AND CHEST STRAP

Push Button Style Seat Belt

1004310 - 48" 1034625-61" 1034622-69"STD

BACK OPTIONS

STANDARD REHAB BACK AND BACK CUSHIONN/C

SRB16 16" WIDE SRB17 17" WIDE SRB18 18" WIDE SRB19" 19 WIDE

SRB20 20" WIDE SRB21 21" WIDE SRB22 22" WIDE

RECESSED PLANAR INTERFACE PLATE(1) N/C

RPIF16 16" WIDE RPIF17 17" WIDE RPIF18 18" WIDE RPIF19 19" WIDE

RPIF20 20" WIDE RPIF21 21" WIDE RPIF22 22" WIDE

OMIT: RIGID BACK PAN & CUSHION(2)(\$75)

OMITBACK

NOTES:

1. Included with all Recline Systems when no back is selected. May also be used as an interface for after market backs.
2. Not available with Recline.

MUST BE COMPLETED	Measurement in Inches
Actual back pan height (ADD)	
Gap (space between seat pan to bottom of back pan) (ADD) 4-5" gap is required for Tilt systems 6-7" gap is required for systems with Recline/ESR or Recline/PSB.	
Finished Back Height (TOTAL) (Seat pan to top of back pan)	

FINISHED BACK HEIGHT

Finished Back heights for Tilt Systems(1)

TFB18 18" TFB19 19" TFB20 20" TFB21 21" TFB22 22"

TFB23 23" TFB24 24" TFB25 25"

Finished Back heights for Tilt/Recline Systems(1)

RFB20 20" RFB21 21" RFB22 22" RFB23 23" RFB24 24"

RFB25 25" RFB26 26" RFB27 27"

NOTES:

1. Comes with standard cane height.

TILT ONLY BACK CANE SPECIFICATIONS

Straight (90°)Tilt Back Cane Height

18SCANES 18" 20SCANES 20" 22SCANES 22"

Back Cane Angle will be set at 96° Tilt Canes are adjustable from 81° to 121° in 3° increments.

HEADRESTS & MOUNTING HARDWARE

Headrest with Fixed Headrest Hardware

NOTE: Multi-Axis Hardware is required for all Upgradable Back Options

0127700 - Concepts Standard HeadrestNo Charge

MCAUTO- Concepts Auto Style Headrest\$350

Headrest Swing Aways and Removable Mounts - Pad not included

MAHU - Concepts Multi-Axis Hardware(1)\$225

OMITHEAD - OMIT: HeadrestN/C

NOTES:

1. Required for all Upgradable Back Options.

Dealer Name: _____

Dealer Account Number: _____

PO #: _____

Tag: _____

ARMREST - SELECT ARM LENGTH

Right Full Desk ----- Left Full Desk

ARMRESTS

Adult Dual Post Adjustable Height (9"-13") With Quick Height Adjustment Lever and Flat pouch (pair)N/C

- D0123-C97 Desk Length Pair
- D0123-C98 Desk Right, Full Left
- D0123-C98 Full Right, Desk Left
- D0123-C99 Full Length Pair

Reclining Adjustable Height (9"-13")STD

- D0127-C67 Desk Length Pair
- D0127-C73 Desk Right, Full Left
- D0127-C74 Full Right, Desk Left
- D0127-C75 Full Length Pair

Maxx Recline Height (9"-13") & Angle Adjustable Cantilever Flip Back Armrest⁽²⁾ (pair) \$488

- D0128-C19 Desk Length Pair
- D0128-C21 Desk Right, Full Left
- D0128-C24 Full Right, Desk Left
- D0128-C75 Full Length Pair

Ultra Rail Seat Mounted Flip Back Cantilever Maxx Tilt Arm⁽¹⁾ (9"-12.5") (pair) \$488

- D0114-C11 Desk Length Pair
- D0114-C12 Desk Right, Full Left
- D0114-C13 Full Right, Desk Left
- D0114-C14 Full Length Pair

NOTES:
1 Non-removable.

ARMPADS

Standard Pads-(Each)STD

- D0153-C25-R Desk Length Right
- D0153-C25-L Desk Length Left
- D0153-C26-R Full Length Right
- D0153-C26-L Full Length Left

Waterfall Arm Pads-(Each)N/C

- D0153-C27-R Desk Length Right (2.25"x10")
- D0153-C27-L Desk Length Left (2.25"x10")
- D0153-C28-R Full Length Right (2.25"x14")
- D0153-C28-L Full Length Left (2.25"x14")

STANDARD FRONT RIGGING

D0158-C05 Invacare 70NHD Receivers Only (Pair)⁽¹⁾N/C

NOTES:
1. Not covered by Motion Concepts Lifetime warranty.

MANUAL CENTER MOUNT FRONT RIGGING

Basic Fixed Center Mount Platform ⁽¹⁾⁽²⁾ \$250

D0157-BFCM Seat pan to footplate 13"-17" Set at _____

Basic Footplate (12" x 10.75 steel 1/8" thick built in heel wells)* \$100

D0157-A15

Upgraded Fixed Center Mount Foot Platform with Individual Calf pads, 12" x 9" cast footplate and a rubber foot mat⁽¹⁾⁽²⁾ . . \$795

D0157-UFCM Seat pan to footplate 13"-21" Set at _____

Invacare Centre Mount Adjustable Knee Angle CTMT \$489

Seat pan to footboard: CTMT-FJ (9.25"-12")

CTMT-F (12.25"-15")

CTMT-FB Invacare Footboard for use with CTMT . . N/C

CALF - Invacare Calf Pads for use with CTMT . . . \$268

Invacare Individual Footplates for CTMT

SM(5.25"Wx7.5"D) MED(5.5"Wx9.5"D) LRG(5.9"Wx11.5"D)

NOTES:
1. 2.5" of ground clearance is required.
2. Three settings available 83°, 90° and 97°

POWER CENTER MOUNT FOOT PLATFORM OPTIONS

MUST BE COMPLETED	Measurement in Inches
Knee to Heel:	
Cushion Thickness: (Subtract)	
Cushion Compression:(Add)	
Seat Pan to Footplate:(Total)	

LNX Power Center Mount Foot Platform with Individual Calf Pads, 12" x 9" Cast Footplate and A Rubber Foot Mat.⁽¹⁾⁽²⁾

D0101-LNX \$3200

Not covered by AADL

NOTES:
1. 2.5" of ground clearance is required.
2. 13"-19" unlimited adjustability. 8" of anti-shear extension.

FOOT PLATE OPTIONS FOR CENTER MOUNTS

Individual Foot plates for LNX and Upgraded Fixed Center Mount Foot Platform. (Pair) \$330
(In cast aluminum with built in heel cups and rubber mat)



Select:

CMIFP-S (5"W x 7.5"D) CMIFP-M(5.5"Wx9.5"D) CMIFP-L(6"Wx11.5"D)

Dealer Name: _____

Dealer Account Number: _____

PO #: _____

Tag: _____

SWING AWAY FRONT RIGGING OPTIONS

Invacare 70° Non-Tapered HD Swingaway Footrests w/Composite Footplates and Heel Loops (Pair)⁽¹⁾

70HDC⁽²⁾\$325

Invacare 70° Non-Tapered HD Swingaway Footrests with AT5543 Adjustable Angle Footplates, Heel Loops and Impact Guards (Pair)⁽¹⁾

70HDAIH⁽³⁾\$457

Invacare 70° Swingaway TaFootrests with AT5543 Adjustable Angle Footplates, Heel Loops and Impact Guards (Pair)⁽¹⁾

770TAPAIH⁽⁴⁾\$497

Longer Pivot and Slide Tube for 70° Swingaways (Pair)

ALPT\$132

Heavy Duty 70° Swingaway Footrests (Pair)⁽¹⁾\$495

Select Receivers: D0130-C81-A09 Straight

D0130-C81-A12 Flared outward 1"

Seat pan to footplate 13"-17"

Amputee Support (6.75"W x 9.75"L x 2H)⁽⁵⁾\$495

Select: AMPS-L Left AMPS-R Right

NOTE:

1. Heavy duty durable construction (4.5 lbs. each).
2. Includes Invacare 70NHD/1651/1600BK.
3. Includes Invacare 70NHD/AT5543/IMPACTG/1600BK.
4. Includes Invacare 70TAPER/AT5543/IMPACTG/1600BK.
5. Swing away and removable, 50° of angle adjustment, 3.5" height adjustment and 2" of fore/aft adjustment.

MANUAL ELEVATING LEGRESTS

Maxx Style Swing-Away Manual Elevating Pivot Legrests ...\$720

Select Receivers: D0182-C31-D03 Straight

D0182-C43-D06 Flared outward 1"

Seat pan to footplate 13"-17"

POWER FRONT RIGGING OPTIONS

NOT COVERED BY AADL

Maxx Style Swing Away Power Elevating Pivot Legrests⁽¹⁾ .. \$2,490

Select Receivers: D0182-C03-D03 Straight

D0182-C03-D06 Flared outward 1"

Seat pan to footplate 13"-17"

Select Legrest Function:

INDLG-Individual⁽²⁾

CMBLG-Combined

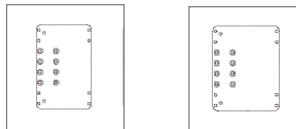
SYNLG-Synchronized W/Recline

NOTE:

1. Includes Swing Away receivers, Pivot Plus Legrests and actuators. Legs swing away manually.
2. Individual legs count as two functions for electronics.

FOOT PLATE OPTIONS FOR ELEVATING AND SWING-AWAY FRONT RIGGING

SELECT FOOTPLATE SIZE FOR BELOW HARDWARE:



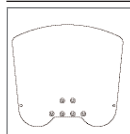
Adjustable Angle Foot Plates (Each)\$165

AAFP-M(5.25"Wx8"D) AAFP-L(6.25"Wx8"D)

Multi-Axis Adjustable Angle Foot Plates(Each)\$225

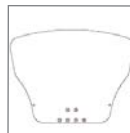
*Clinical Justification MAFP-M(5.25"Wx8"D) MAFP-L(6.25"Wx8"D)

CENTER MOUNT FOOT PLATFORM OPTIONS FOR UPGRADED FIXED CENTER MOUNT AND LNX



Medium Flip-up Foot Platform⁽¹⁾

TRC1024-C01 (12"W x 10.75"D)\$180



Large Flip-up Foot Platform⁽¹⁾

TRC1024-C05 (14.5"W x 13"D) \$250

TRC1024-C07 (17"W x 13"D) \$250



Extra Large Flip-up Foot Platform⁽¹⁾

TRC1024-C09 (21"W x 13"D) \$250

NOTE:

1. May cause interference with certain seat widths call to confirm configuration.

CALF PAD AND STRAP OPTIONS

Airmesh Calf Panel for chairs 15"-18" wide 35.5"W x 9"H pad

BP-CP-MD\$170

Airmesh Calf Panel for chairs 18"-22" wide 38.5"W x 9"H pad

BP-CP-LG\$185

Dealer Name: _____

Dealer Account Number: _____

PO #: _____

Tag: _____

ELECTRONICS SWITCH MOUNTING

Select: ESWM-L Left ESWM-L Right ESDNM Do Not Mount
SPCTRL Specialty Controls*

*Please complete specification sheet on page 7 for Invacare Only

TRC1273 12 Piece Switch Mounting Hardware Kit (additional kits) \$39

SINGLE-FUNCTION ELECTRONICS

SFCB Single-Function Control Box⁽¹⁾ STD

Must select switch:

- SPB Single Push Button
- STS Single Toggle
- DPB Dual Push Button
- OSW Omit Switch

SFCB-J Single Function Through Joystick⁽¹⁾\$750

SFCB-SC Through Specialty Control\$750

Fill out Specialty control configuration sheet on page 7

Additional Switches (each)

- SPB-A Single Push Button \$97
- STS-A Single Toggle \$97
- DPB-A Dual Push Button \$97

NOTES:

1. These electronics include attendant control, reduced drive, drive lock-out, tilt limit and actuator speed control and switch configuration.

MULTI-FUNCTION ELECTRONICS

MFC-M6S Multi-Function 600 Series Control Box⁽¹⁾\$1,950

Select through switch:

- QPB Quad Push Button
- 4WT Four-Way Toggle
- 8WR 8-Way Rocker

OR MFC-M6S-J - Through Joystick (Driver Control)
MFC-SC - Through Specialty Control

Fill out Specialty control configuration sheet on page 7

Includes: Reduced Drive for Elevating Seat RDES-Y Yes RDES-N No

Additional Switches (each)

- QPB-A Quad Push Button.....\$97
- 4WT-A Four-Way Toggle\$97
- 8WR-A 8-Way Rocker.....\$150

NOTES:

1. These electronics include attendant control, drive lock-out, tilt/recline limit and actuator speed control

VENT TRAYS⁽¹⁾⁽²⁾⁽³⁾⁽⁴⁾⁽⁵⁾

Vent Tray - Articulating (Without Battery Tray)\$1,350

VENT-H Horizontal (14W X 15D X 10H)

VENT-V Vertical (14.625W X 10.125D X 13H)

ADD: Battery Tray -\$500

Select: VBT-G22 Group 22 Battery⁽⁴⁾

VBT-U1 U1 Battery

VBT-40A 40 amp Battery⁽⁵⁾

NOTES:

1. Vents are not standard configuration on Elevating or Precline Systems or with Single Posts Backs. Please request a quotation.
2. The TDXSP base must have TRO (Transport Bracket Option if utilizing a vent and elevating seat module.
3. Group 22 batteries are not available on the TDXSP and when utilizing a vent tray and seat elevator.
4. 50° CG Tilt System weight limit is 225 lbs.
5. The maximum weight capacity on the vent trays is 35 lbs.

COMPACT-LAPTOP VENT TRAYS⁽¹⁾⁽²⁾⁽³⁾⁽⁴⁾

VENT-CTA Compact Vent Tray-Articulating (Without Battery Tray) \$1,350

VENT-CBA Vent Bag Holder - Articulating -(Without Battery Tray)\$990

VENT-TVA Trilogy 100/200 Vent Tray (Without Battery Tray) . . . \$1,350
 (14.625W X 10.125D X 13H)

NOTES:

1. Vents are not standard configuration on Elevating or Precline Systems or with Single Posts Backs. Please request a quotation.
2. The TDXSP base must have TRO (Transport Bracket Option if utilizing a vent and elevating seat module.
3. 50° of tilt and 300 lb. weight capacity is available when using a Compact-Laptop Vent Tray.
4. The maximum weight capacity on the vent trays is 35 lbs.

O2 HOLDERS

NAO2G- Non-Articulating O² Gas Holder (Cylinder Style) . . \$395

AO2G - Articulating O² Gas Holder (Cylinder Style)⁽¹⁾ . . . \$1,250

NOTES:

1. Articulating O² holders are not standard configurations on Precline Systems, please call for quotation.

