



MEDmobility

5711- Calgary Trail NW
Edmonton AB T6H 2K1
P: 780-437-3300
F: 780-430-9381
www.medmobility.ca

Zippie ZM-310 AADL #W577



July 01, 2015

ACCOUNT #: _____ SHIP TO: _____
 DATE: _____ NAME: _____
 P.O. #: _____ ADDRESS: _____
 CITY: _____ PROVINCE: _____
 POSTAL CODE: _____ PHONE #: _____
 BUYER: _____ MARKED FOR: _____

Product Info ►

1. Zippie ZM-310™

Zippie ZM-310™

<input type="checkbox"/> Zippie ZM-310™ 195PC106	Base Package	\$6,650.00
---	--------------	------------

Seating Specifications

<u>Typical Chair Weight</u>	W/ Battery	235lbs	W/O Battery	157lbs
<u>Transit</u>	WC19 w/optional crash tested belt.			
<u>Seat Type</u>	ASAP II / Optional Manual tilt and/or Manual Recline			
<u>Seat size range</u>	Width	10"-16"	Depth	10"-19"
<u>STFH range</u>	16.2" - 20.2"			
<u>Power Seating</u>	9" Seat elevator			



Zippie ZM-310 Base Specifications

<u>Drive Wheel Position</u>	Midwheel Drive	<u>Drive Wheels</u>	13" Drive Wheels w/ flat free insert (Black or Grey)
<u>User weight Cap</u>	165 lbs	<u>Tires/Casters</u>	7" Front / 6" rear (Black or Grey)
<u>Base size</u>	Width 24" Length 34" Turn Radius 18"	<u>Charger</u>	8A Dual Mode Charger (Compact) CTE
<u>Drive Control</u>	VR-2 90A (non-expand) R-net EL90 (Expandable)	<u>Battery Size</u>	Group 22
<u>Driving Range</u>	Up to 13.5 miles	<u>Shroud Colors</u>	12 standard colors, 3 upgrade prints.
<u>Drive Motors</u>	4-pole 6 mph	<u>Ground Clearance</u>	3"

2. BASE CHAIR OPTIONS

Shroud Color

<input type="checkbox"/>	195E Z02	-	High Gloss Black	N/C
<input type="checkbox"/>	195E Z03	-	Candy Blue	N/C

Drive wheel/tire package

<input type="checkbox"/>	195DW42	-	Cast Wheel Solid Dual Density Inserts <u>Grey</u> Knobby Tires and <u>Grey</u> Casters	N/C
<input type="checkbox"/>	195DW60	-	Cast Wheel Solid Dual Density Inserts <u>Black</u> Knobby Tires and <u>Black</u> Casters	N/C

User weight

<input type="checkbox"/>	195WG17	-	< 75	N/C
<input type="checkbox"/>	195WG18	-	76-100lbs	N/C
<input type="checkbox"/>	195WG19	-	101-125lbs	N/C
<input type="checkbox"/>	195WG20	-	126-165lbs	N/C

Transit Option

<input type="checkbox"/>	195TO40	-	Omit Transit	NC
<input type="checkbox"/>	195WN01	-	WC19 Transit Package (order belt separately below.	NC

WC19 Transit Lap Belt *Not covered by AADL

<input type="checkbox"/>	195WN02	-	WC19 Transit Lap Belt	\$204.00
--------------------------	---------	---	-----------------------	----------

Pre-Set Seat Frame Angle

<input type="checkbox"/>	195FA10	-	0°	N/C
<input type="checkbox"/>	195FA3	-	3° NA with +3" or +4" STFH or lift	N/C
<input type="checkbox"/>	195FA4	-	6° NA with +3" or +4" STFH or Lift/Tilt	N/C

Seat Height

(Measured in the front) - Obtain Quote to verify est. STFH

<input type="checkbox"/>	195HT44	-	Lowest STFH	NC
<input type="checkbox"/>	195HT45	-	+1" Seat to Floor Height	NC
<input type="checkbox"/>	195HT46	-	+2" Seat to Floor Height	NC
<input type="checkbox"/>	195HT47	-	+3" STFH	NC
<input type="checkbox"/>	195HT48	-	+4" STFH	NC

Motor Package

<input type="checkbox"/>	195PF96	-	165lbs 6mph 4-Pole	Std
--------------------------	---------	---	--------------------	-----

Ventilator Options

Not available w/ Transit

<input type="checkbox"/>	195VT4	-	Fixed Vent Tray (Pulmonetic LTV Models)	\$515.00
<input type="checkbox"/>	195VT9	-	Lift off Vent Tray (Pulmonetic LTV Models) NEW!	\$515.00

STFH Matrix

Seating Type and Power Option Combinations	NEW! Seat-to-Floor Height at 0 tilt				
	0	+1"	+2"	+3"	+4"
BC ASAP II No power seating.*	15.5	16.5	17.5	18.5	19.5
BC ASAP II 9" Lift only.	17.8	18.8	19.8	20.8	21.8
BC ASAP II Manual Tilt	17.4	18.4	19.4	20.4	21.4
SC ASAP II Tilt only	17.4	18.4	19.4	20.4	21.4
SC ASAP II Tilt and 12" Lift combo.	17.8	18.8	19.8	20.8	21.8

3. BATTERIES and CHARGERS

Batteries

<input type="checkbox"/>	195AG01	-	22NF Std post Batteries (Pair) w/straps	\$602.00
<input type="checkbox"/>	195AG05	-	Omit batteries (Includes harness)	N/C

Battery Charger

<input type="checkbox"/>	195BJ19	-	8A Dual Mode Charger (Compact) CTE	N/C
<input type="checkbox"/>	195BJ3	-	Omit Charger	-\$41.00

Battery Charger Accessory

<input type="checkbox"/>	195AG14	-	NEW! Active Controls ReCharge with socket (Socket mounts to seat rail on the same side as Joystick/OMNI. Provides easy charging access.	\$425.00
--------------------------	---------	---	--	----------

4. ELECTRONICS

Drive Control Options

Non-Expandable Controllers

<input type="checkbox"/>	195ER01	Non-expandable VR2-90 controller (NA with High Speed Motor package)	N/C
--------------------------	---------	---	-----

Expandable Controllers

<input type="checkbox"/>	195ER02	R-Net Expandable Drive Control Upgrade (90A)	\$515.00
	195EX01	Expandable Controller - R-net	
	195EX02	Harnessing for Expandable Controller	

VR2 Joystick (non-expandable)

<input type="checkbox"/>	195J94	-	Non Expandable VR2 Joystick	N/C
--------------------------	--------	---	-----------------------------	-----

R-net Joystick

<input type="checkbox"/>	195J70	-	Std LED Joystick for Rnet Ctrls	N/C
<input type="checkbox"/>	195J108		Joystick w/Stereo Jacks & Color Display	\$153.00
<input type="checkbox"/>	195J88	-	Joystick w/Toggle, Spd Pot, Stereo Jacks & Color Display	\$410.00
<input type="checkbox"/>	195J95	-	Omit JS. For use with OMNI	N/C

Joystick Mount (Fixed or Swing Away)

<input type="checkbox"/>	195JM10	-	Fixed Mount	N/C
<input type="checkbox"/>	195JM11		Swing Away Mount	\$377.00
<input type="checkbox"/>	195JM14		Mid Line Mount NEW!	\$377.00

Joystick Mount (Location)

Height Adjustable.

<input type="checkbox"/>	195HM1	-	Right Side Mount	N/C
<input type="checkbox"/>	195HM2	-	Left Side Mount	N/C

Joystick Handle (Optional)

<input type="checkbox"/>	195JH1		Ball Handle	\$92.00
<input type="checkbox"/>	195JH2		Foam Ball Handle	\$92.00
<input type="checkbox"/>	195JH4		T-Handle	\$92.00
<input type="checkbox"/>	195JH6		Goalpost	\$92.00

Attendant Control

<input type="checkbox"/>	1950A01		Attendant Control for VR-2	\$1,035.00
<input type="checkbox"/>	1950A02		Attendant Control for R-net	\$1,035.00

Attendant Mounting location

<input type="checkbox"/>	195DN1		Mounting location: Right Back Cane	N/C
<input type="checkbox"/>	195DN2		Mounting Location: Left Back Cane	N/C

Electronic Programmers

<input type="checkbox"/>	195PR2		VR-2 Hand Held Programmer	\$515.00
<input type="checkbox"/>	195PR5		R-net PC Programmer with Dongle	\$597.00
<input type="checkbox"/>	195PR6		DTT VR2 and Rnet cables included.	\$1,244.00

R-net OMNI and Output Options

(For expandable controls, choose all that apply)

<input type="checkbox"/>	195ON1	-	R net OMNI Input Control Module and display with built in Infrared and armrest mount. Choose mount below. (required for Specialty Input Devices.)	\$2,015.00
<input type="checkbox"/>	195ON2		Rnet Output Module (ECM)	\$1,035.00
<input type="checkbox"/>	195ON3	-	Rnet Bluetooth Mouse-mover	\$1,035.00

OMNI Mount

(If used with Joystick must be mounted opposite side)

<input type="checkbox"/>	195DS03		Swing Away Left Side OMNI Mount	N/C
<input type="checkbox"/>	195DS04		Swing Away Right Side OMNI Mount	N/C


Switch inputs for R-Net Joysticks or OMNI

Drive or Mode / Profile Control

<input type="checkbox"/>	1955W22		Stereo to 2 Mono Splitter	\$73.00
<input type="checkbox"/>	1955W6		Ribbon Switch	\$116.00
<input type="checkbox"/>	1955W1		Buddy Button Switch	\$92.00
<input type="checkbox"/>	1955W2		Disc Switch	\$196.00
<input type="checkbox"/>	1955W9		Wobble Switch	\$612.00
<input type="checkbox"/>	1955W4		Micro Light Switch	\$92.00
<input type="checkbox"/>	1955W24		Egg Switch-Black	\$116.00
<input type="checkbox"/>	1955W21		Dual toggle switch only	\$208.00
<input type="checkbox"/>	1955W35		Switch-it Mini 1 button on Mono plug	\$240.00
<input type="checkbox"/>	1955W36		Switch-it Mini 2 button on 2 Mono plugs	\$240.00
<input type="checkbox"/>	1955W37		Switch-it Mini 2 button on 1 Stereo plug	\$240.00
<input type="checkbox"/>	1955W38		Switch-it Mini 4 button on DB9 connector	\$240.00

Switch Mount Bracket

<input type="checkbox"/>	195EM01		Single Switch Mount Bracket	\$240.00
--------------------------	---------	--	-----------------------------	----------



5. Specialty Driver Control Options

Requires expandable R net controls and OMNI unless otherwise noted. Not available with Upholstered backs.

5a. Proportional Control Packages

Hand Control Proportional Joystick Packages

<input type="checkbox"/>	ASL Proportional Micro Extremity Joystick (ASL130) Midline with Gatlin Package	\$4,285.00
	195ID59 Micro Extremity Joystick	
	195IJ07 S/A Gatlin Mount	
<input type="checkbox"/>	ASL Mushroom Joystick (ALS135) Midline with Gatlin Package	\$3,255.00
	195ID60 Mushroom Joystick	
	195IJ07 S/A Gatlin Mount	
<input type="checkbox"/>	ASL Compact Joystick w Integrated buttons (ASL134) Midline with Gatlin Package	\$1,485.00
	195ID61 Compact Joystick	
	195IJ07 S/A Gatlin Mount	
<input type="checkbox"/>	ASL Micro Mini Joystick w Hand Pad (ASL136) Midline with Gatlin Package	\$3,895.00
	195ID68 Micro Mini Joystick	
	195IJ07 S/A Gatlin Mount	
<input type="checkbox"/>	Switch-it Micro-Pilot Joystick with Bullet tray Package	\$3,890.00
	195ID62 Micro-Pilot Proportional Joystick	
	195IJ08 S/A Bullet Tray mount	
<input type="checkbox"/>	Switch-it Micro-Guide Joystick with Bullet tray Package	\$4,690.00
	195ID63 Micro-Guide Proportional Joystick	
	195IJ08 S/A Bullet Tray mount	

Chin Control Proportional Joystick Packages

<input type="checkbox"/>	Switch-It Micro-Pilot Bib Chin Control Package Std 6"	\$4,278.00
	195ID62 Micro-Pilot Proportional Joystick	
	195IM05 Bib mount Small	
	195IJ04 SA Boom Mount with egg switch PCP	
<input type="checkbox"/>	Switch-It Micro-Pilot Bib Chin Control Package Large 8"	\$4,343.00
	195ID62 Micro-Pilot Proportional Joystick	
	195IM06 Bib mount Large	
	195IJ04 SA Boom Mount with egg switch PCP	
<input type="checkbox"/>	Switch-It Micro-Guide Bib Chin Control Package Std 6"	\$5,078.00
	195ID63 Micro-Guide Proportional Joystick	
	195IM05 Bib mount Small	
	195IJ04 SA Boom Mount with egg switch PCP	
<input type="checkbox"/>	Switch-It Micro-Guide Bib Chin Control Package Large 8"	\$5,143.00
	195ID63 Micro-Guide Proportional Joystick	
	195IM06 Bib mount Large	
	195IJ04 SA Boom Mount with egg switch PCP	
<input type="checkbox"/>	Quickie Proportional Chin Control Package	\$5,197.00
	195ID64 Proportional Joystick	
	195IM07 S/A Mount off backrest	
	195IJ04 SA Boom Mount with egg switch PCP	
<input type="checkbox"/>	ASL Proportional Micro Extremity Joystick Chin / Lip Control Package	\$4,077.00
	195ID59 Micro Extremity Joystick	
	195IM07 S/A Mount off backrest	
	195IJ04 SA Boom Mount with egg switch PCP	

5b. Switch Control

Requires Headrest and/or Headrest Mount

3 Switch Proximity Head Arrays*Choose headrest mount below

<input type="checkbox"/>	ASL Proximity Head Array Package (Adult)	\$5,197.00
	195II02 ASL Proximity Head Array (Adult)	
	195IJ09 SA Boom Mount with Egg Switch Control	
<input type="checkbox"/>	ASL Proximity Head Array Package (Ped)	\$5,197.00
	195II03 ASL Proximity Head Array (Ped)	
	195IJ09 SA Boom Mount with Egg Switch Control	
<input type="checkbox"/>	Switch-It Head Array Package 3 Switch Curved (Long)	\$5,197.00
	195II13 Switch-it Proximity Head Array Long	
	195IJ09 SA Boom Mount with Egg Switch Control	
<input type="checkbox"/>	Switch-It Head Array Package 3 switch curved (Stubby)	\$5,197.00
	195II14 Switch-it Proximity Head Array Stubby	
	195IJ09 SA Boom Mount with Egg Switch Control	

5 Switch Proximity Head Array*(No Egg Switch Needed) Choose "Headrest Mount for Special Controls"

<input type="checkbox"/>	195II04 Switch-It Head Array 5 switch flat	\$5,197.00
--------------------------	--	------------

Multiple Switches.

<input type="checkbox"/>	195SW31 Switch-it 3 Naked proximity switches on DB9 connector. (requires OMNI)	\$3,470.00
<input type="checkbox"/>	195SW32 Switch-it 4 Naked proximity switches on DB9 connector. (requires OMNI)	\$4,270.00
<input type="checkbox"/>	195SW33 Switch-it 5 Naked proximity switches on DB9 connector. (requires OMNI)	\$4,810.00
<input type="checkbox"/>	195SW34 ASL (502) 5-Switch adaptor box on DB9 connector. (for use with 5 mono switches, not included)	\$4,810.00
<input type="checkbox"/>	195SW23 4-way toggle switch button DB9 Connector.	\$1,250.00

Sip N Puff Package Choose headrest and HR mount below

<input type="checkbox"/>	Quickie Sip n' Puff System	\$2,559.00
	195ID34 Sip n' Puff Kit	
	195IH1 Sip n' Puff Tubing and SA Hardware	
	195IJ10 SA Boom Mount with egg switch	

Headrest Mount for Special Controls

<input type="checkbox"/>	195MH12 Axys Mount & Bracket for Special Controls	\$300.00
<input type="checkbox"/>	195MH13 Cobra Mount & Bracket for Special Controls	\$375.00
<input type="checkbox"/>	195MH14 Linx Mount & Bracket for Special Controls	\$300.00

Headrest Pad for Specialty controls

<input type="checkbox"/>	195HE79 Plush Pad 8" for Specialty controls	\$300.00
<input type="checkbox"/>	195HE80 Plush Pad 10" for Specialty controls	\$300.00
<input type="checkbox"/>	195HE81 Plush Pad 14" for Specialty controls	\$300.00

Extra Swing Away Head Boom Egg Switch and Mount

<input type="checkbox"/>	195IJ05 Extra SA Boom Mount with egg switch #1	\$112.00
<input type="checkbox"/>	195IJ06 Extra SA Boom Mount with egg switch #2	\$112.00

Single Switches

<input type="checkbox"/>	195IB01 Ribbon Switch	\$116.00
<input type="checkbox"/>	195IB02 Buddy Button Switch	\$92.00
<input type="checkbox"/>	195IB03 Disc Switch	\$196.00
<input type="checkbox"/>	195IB04 Wobble Switch	\$612.00
<input type="checkbox"/>	195IB05 Micro Light Switch	\$92.00
<input type="checkbox"/>	195IB06 Egg Switch-Black	\$116.00
<input type="checkbox"/>	195IB07 Switch-it Mini 1 button on Mono plug	\$260.00

***Not covered by AADL**

6. SEAT TYPE

<input type="checkbox"/>	195ST56	-	A.S.A.P II (Adjustable Seating and Positioning) Choose Seat Frame Size Platform.	\$795.00
--------------------------	---------	---	--	----------

ASAP II Frame size

(each frame is width and depth adjustable within given range.)

<input type="checkbox"/>	195FU16	-	Adjustable 10x10 to 13x16 (Z)	N/C
<input type="checkbox"/>	195FU17	-	Adjustable 12x12 to 16X19 (A)	N/C

7. SEAT SIZE

Seat Size Matrix. Seat type is chosen in section 5.

Z = ASAP II Seat Frame Adjustable from 10x10 to 13x16

A = ASAP II Seat Frame Adjustable from 12x12 to 16X19

		ASAPII Seat Width						
		10	11	12	13	14	15	16
Seat Depth	10	Z	Z	Z	Z			
	11	Z	Z	Z	Z			
	12	Z	Z	Z,A	Z,A	A	A	A
	13	Z	Z	Z,A	Z,A	A	A	A
	14	Z	Z	Z,A	Z,A	A	A	A
	15	Z	Z	Z,A	Z,A	A	A	A
	16	Z	Z	Z,A	Z,A	A	A	A
	17				A	A	A	A
	18				A	A	A	A
	19				A	A	A	A

Seat Width				
<input type="checkbox"/>	195R45	10"	Seat width	N/C
<input type="checkbox"/>	195R46	11"	Seat width	N/C
<input type="checkbox"/>	195R21	12"	Seat width	N/C
<input type="checkbox"/>	195R22	13"	Seat width	N/C
<input type="checkbox"/>	195R23	14"	Seat width	N/C
<input type="checkbox"/>	195R24	15"	Seat width	N/C
<input type="checkbox"/>	195R5	16"	Seat width	N/C

Seat Depth				
<input type="checkbox"/>	195RF40	10"	Seat depth	N/C
<input type="checkbox"/>	195RF41	11"	Seat depth	N/C
<input type="checkbox"/>	195RF20	12"	Seat depth	N/C
<input type="checkbox"/>	195RF21	13"	Seat depth	N/C
<input type="checkbox"/>	195RF22	14"	Seat depth	N/C
<input type="checkbox"/>	195RF23	15"	Seat depth	N/C
<input type="checkbox"/>	195RF5	16"	Seat depth	N/C
<input type="checkbox"/>	195RF6	17"	Seat depth	N/C
<input type="checkbox"/>	195RF7	18"	Seat depth	N/C
<input type="checkbox"/>	195RF8	19"	Seat depth	N/C

8. SEAT CUSHIONS

<input type="checkbox"/>	195CU1	2" Cushion.		\$97.00
--------------------------	--------	-------------	--	---------

JAY/Zip Cushions (Optional)

To order any JAY cushions on-chair, please see the JAY price list.
Cushion name or part number must be filled out w/ desired width & depth

JAY Bundled Cushion			
<input type="checkbox"/>	195JC20	Cushion Name or Part #	Price List
		Width: _____	Depth: _____

9. SEATING SYSTEMS

Non-Powered Seating

<input type="checkbox"/>	195PJ8	Manual Tilt 45° CG Tilt Must be ordered with Stroller handle	NEW!	\$550.00
--------------------------	--------	---	-------------	----------

Power Seating Options

<input type="checkbox"/>	195PJ2	SPOT 50° CG Tilt		\$6,758.00
--------------------------	--------	------------------	--	------------

Powered Seat Elevator- (AKA: Power Lift)*

<input type="checkbox"/>	195PA8	Power Seat Elevate (9")		\$3,162.00
<input type="checkbox"/>	195PA15	Power Seat Elevate for use with tilt (12") (Must be ordered with SPOT tilt)		\$3,162.00

*Not covered by AADL

*****Powered Seating Thru-drive Control Method.**

"Assignable Button" feature listed below allows for direct "short-cut" access to various seating functions via joystick buttons. Functions accessed by depressing the button for more than 1 second. By selecting the thru-drive w/assignable button the chair will be pre-programmed with seating functions assigned to buttons on the joystick. Assignments can be changed via PC Dongle.

Thru-Drive 1 or 2 Actuator options.				
<input type="checkbox"/>	195E026	Thru Drive 1 or 2 Actuator(s) w/out assignable buttons. (For operating Tilt and/or Lift thru Joystick.)		\$1,035.00
<input type="checkbox"/>	195E027	Thru Drive 1 or 2 Actuator(s) with assignable buttons. (For operating Tilt and/or Lift thru Joystick and/or buttons on the remote.)		\$1,035.00

10. BACKREST AND BACK OPTIONS FOR ASAP II SEAT

Backrest Frame Type

<input type="checkbox"/>	195BT8	-	Angle Adjustable	N/C
<input type="checkbox"/>	195BT98	E1225	Manual Recline 40° (not width adjust.)	\$440.00

Manual Recline Adjustment Method Option

Back Cane Height 23". Fits all seat types. NA with Cantilever Arms

<input type="checkbox"/>	195MN01		Tool	N/C
<input type="checkbox"/>	195MN02		Knob (NA with dual post arms.)	N/C

Angle Adjustable Backrest Options

(NA with Manual recline)

<input type="checkbox"/>	195OD8		Non-Folding Backrest	N/C
<input type="checkbox"/>	195OD9		Folding Backrest	\$115.00

Cane Angle

<input type="checkbox"/>	195BP40		Straight Back Post	N/C
<input type="checkbox"/>	195BP41		8° Bend Back Post (Avail. only on Zip or J3 Back) NA with Manual recline	\$105.00

Cane Adjustable height

<input type="checkbox"/>	195B1		Fixed Low (15.5")	N/C
<input type="checkbox"/>	195B5		Fixed Med (17.5")	N/C
<input type="checkbox"/>	195B9		Fixed Tall (19.5")	N/C
<input type="checkbox"/>	195B243		Adjustable Low 14" - 18"	\$105.00
<input type="checkbox"/>	195B244		Adjustable High 20" - 26"	\$105.00

Towel Bar Depth

<input type="checkbox"/>	195QT03		Shallow	N/C
<input type="checkbox"/>	195QT04		Deep (Ext. 4" from back canes for deep backs)	N/C

Back Type (Solid)

<input type="checkbox"/>	195BU86	-	S.P.O.T. Curved back with rail for mounting laterals	NEW!	N/C
<input type="checkbox"/>	195BU87	E2613	Jay SPO Posterior (Curved back with T-Foam inserts and mounting rails)	NEW!	\$490.00
<input type="checkbox"/>	195BU85	E2613	Jay SureFIT Seating Express (Complete order on last page)	NEW!	N/C
<input type="checkbox"/>	195BU14	-	Omit Backrest		-\$15.00

Jay 3 / ZIP Option **NEW!**

<input type="checkbox"/>	195JB01	xxx	Jay J3/Zip (select OMIT above)		See J3 OF
--------------------------	---------	-----	--------------------------------	--	-----------


Back Height - Required for SPOT Curved and SPO Backs.

(Limited combinations of widths) Measured from pan to top of solid back.

<input type="checkbox"/>	195B118	-	12"	Available on 10" - 16" wide seats	N/C
<input type="checkbox"/>	195B132	-	14"		N/C
<input type="checkbox"/>	195B36	-	16"		N/C
<input type="checkbox"/>	195B38	-	18"	Available on 12" - 16" wide seats	N/C
<input type="checkbox"/>	195B40	-	20"		N/C

Push Handle Options

<input type="checkbox"/>	195PH14	NEW!	Stroller Handle: Single height adjustable Bar Push Handle. w/2 utility hooks. Required with Manual Tilt (NA with adjustable height cane.)	\$55.00
--------------------------	---------	-------------	---	---------



11. HEADREST OPTIONS

Choose One Each.

Headrest Mount			NEW!
<input type="checkbox"/>	195MH10	Axys Mount & Bracket	\$306.00
<input type="checkbox"/>	195MH11	Cobra Mount and Bracket	\$561.00
<input type="checkbox"/>	195MH1	Linx Mount and Bracket	\$230.00

Headrest Pad			NEW!
<input type="checkbox"/>	195HE65	Plush Head Support Pad 8"	\$230.00
<input type="checkbox"/>	195HE66	Plush Head Support Pad 10"	\$230.00
<input type="checkbox"/>	195HE78	Plush Head Support Pad 14"	\$230.00



NEW!



12. POSTURAL SUPPORTS

LATERAL THORACIC SUPPORT (Swing Away)*AADL Seating

Available on all Solid Backs.


<input type="checkbox"/>	LAT 3x3 S/A FLUSH MOUNTS - PR	NEW!	\$397.00
	195ZV20	LATERAL 3x3 Flush Mount - PAIR	
	195ZS07	LATERAL SWING AWAY MOUNT - PAIR	
<input type="checkbox"/>	LAT 4X4 S/A MOUNTS W/ 1" OFFSET - PR		\$397.00
	195ZV14	LATERAL 4X4 W/ 1" OFFSET - PAIR	
	195ZS07	LATERAL SWING AWAY MOUNT - PAIR	
<input type="checkbox"/>	LAT 4X5 S/A MOUNTS W/ 1" OFFSET - PR		\$397.00
	195ZV15	LATERAL 4X5 W/ 1" OFFSET - PAIR	
	195ZS07	LATERAL SWING AWAY MOUNT - PAIR	
<input type="checkbox"/>	LAT 4X6 S/A MOUNTS W/ 1" OFFSET - PR		\$397.00
	195ZV16	LATERAL 4X6 W/ 1" OFFSET - PAIR	
	195ZS07	LATERAL SWING AWAY MOUNT - PAIR	

Swing Away Knee Adductor Supports *AADL Seating

Available only with Fixed and Power Center Mount Legrests.

Not available with Dual Post Arm Rests or 2-point Locking Cantilever Arms

Knee Adductor Supports - LEFT (choose Pad and Arm)			\$405.00
Pad Size			
<input type="checkbox"/>	195KB5	Knee Adductor Pad SM 3"- Left	\$175.00
S/A Arm			
<input type="checkbox"/>	195XX04	Swing Away Short - Left	\$230.00
Knee Adductor Supports - RIGHT (choose Pad and Arm)			\$405.00
Pad Size			
<input type="checkbox"/>	195KB6	Knee Adductor Pad SM 3"- Right	\$175.00
S/A Arm			
<input type="checkbox"/>	195XX05	Swing Away Short - Right	\$230.00



13. ARMREST AND ARMPAD OPTIONS

Armrest Mounting with ASAP II

Dual Post Armrests			
<input type="checkbox"/>	195EG01	Short Dual Post Flip Back 10" Height.	N/C
<input type="checkbox"/>	195EG21	Long Dual Post Flip Back 10" Height.	N/C
<input type="checkbox"/>	195EG02	Shrt Dual Post Flip Back HT Adj 10"-15"	\$367.00
<input type="checkbox"/>	195EG22	Lng Dual Post Flip Back HT Adj 10"-15"	\$367.00

Cantilever Armrests

(Adjustable length arm pad included (choose Pad setting below, except for Low Arm Option) NA with Manual Recline Back

<input type="checkbox"/>	195EG03	Standard Cantilever Arm w/ 2 Point Locking Post. (9"-10" Ht Range.) NA w/ seat depths below 16"	\$281.00
<input type="checkbox"/>	195EG04	Standard Cantilever Arm w/ 2 Point Locking Post. (11"-12" Ht Range.) NA w/ seat depths below 16"	\$281.00
<input type="checkbox"/>	195EG05	STD Cantilever Arm 9"-12" Ht Range	\$281.00
<input type="checkbox"/>	195EG06	Low Cantilever Arm 7"-10" Ht Range (Choose AS APII pad type and size below)	\$281.00

Single Post Armrests

<input type="checkbox"/>	195EG07	Single Post Height Adjustable - Std.	\$281.00
<input type="checkbox"/>	195EG08	Single Post Height Adjustable - Low	\$281.00

Arm Pad Options for ASAP II

Pad Type / Size Options for Dual Post / Single Post / Low Cantilever

Left Arm Pad (N/C)		Right Arm Pad (N/C)			
<input type="checkbox"/>	195AE01	-	Desk Length Waterfall (10")	<input type="checkbox"/>	195AB01
<input type="checkbox"/>	195AE02	-	Full Waterfall (14") NA w/Low Cant	<input type="checkbox"/>	195AB02
<input type="checkbox"/>	195AE03	-	Desk Length Standard (10")	<input type="checkbox"/>	195AB03
<input type="checkbox"/>	195AE04	-	Full Standard (14") NA w/Low Cant	<input type="checkbox"/>	195AB04

Pad Setting Options for Standard Cantilever Arm

Left Arm Pad (N/C)		Right Arm Pad (N/C)			
<input type="checkbox"/>	195AE11	-	Full Length Cantilever (14")	<input type="checkbox"/>	195AB11
<input type="checkbox"/>	195AE10	-	Desk Length Cantilever (10")	<input type="checkbox"/>	195AB10

Armrest Mounting with Tilt

Dual Post Armrests				
<input type="checkbox"/>	195EG09	-	Shrt Dual Post Flip Back HT Adj 10"-15"	N/C
<input type="checkbox"/>	195EG23	-	Lng Dual Post Flip Back HT Adj 10"-15"	N/C

Cantilever Armrests

(Adjustable length arm pad included (choose Pad setting below, except for Low Arm Option) NA with Manual Recline Back


<input type="checkbox"/>	195EG10	-	Standard Cantilever Arm w/ 2 Point Locking Post. (9"-10" Ht Range.) NA w/ seat depths below 16"	N/C
<input type="checkbox"/>	195EG11	-	Standard Cantilever Arm w/ 2 Point Locking Post. (11"-12" Ht Range.) NA w/ seat depths below 16"	N/C
<input type="checkbox"/>	195EG12	-	STD Cantilever Arm 9"-12" Ht Range	N/C
<input type="checkbox"/>	195EG13	-	Low Cantilever Arm 7"-10" Ht Range (Choose ASA PII pad type and size below)	N/C

Single Post Armrests

<input type="checkbox"/>	195EG14	-	Single Post Height Adjustable - Std.	N/C
<input type="checkbox"/>	195EG15	-	Single Post Height Adjustable - Low	N/C

Omit Armrest

<input type="checkbox"/>	195EG20	-	Omit Armrest and Mounts	N/C
--------------------------	---------	---	-------------------------	-----



14. HANGERS AND FOOTRESTS FOR ASAP II

Hanger and Extension Tubes Options (see footplate compatibility in the brackets)

Non-Powered Swing Away Legrests

Sold as Pairs			
<input type="checkbox"/>	195H95	65° Swing Away (A,B,C)	N/C
<input type="checkbox"/>	195H2	70° Swing Away (A,B,C)	N/C
<input type="checkbox"/>	195H94	75° Tapered Swing Away (E)	N/C
<input type="checkbox"/>	195H106	80° Swing In-Out (B,C)	N/C
<input type="checkbox"/>	195H107	90° Swing In-out (B,C)	N/C
<input type="checkbox"/>	195H138	Manual ELR S/A (A,B,C,D) (Avail. with Fixed Centermount, choose below)	\$342.00

Center Mount Legrests

<input type="checkbox"/>	195H134	Fixed Center Mount Short w/ footplt	N/C
<input type="checkbox"/>	195H135	Fixed Center Mount Long w/footplt	N/C
<input type="checkbox"/>	195H103	NEW! Angle adjustable Center mount Short (I,J) Independent leg adjustable.	\$400.00
<input type="checkbox"/>	195H104	NEW! Angle adjustable Center mount Med (I,J) Independent leg adjustable.	\$400.00

Omit Hangers.

<input type="checkbox"/>	195H144	Omit Hangers	-\$20.00
--------------------------	---------	--------------	----------

Hanger Extensions. (See range listed in matrix below)

NOTE: Not all extension tube will be available; depending on the seat height, some extension tube options may not offer enough ground clearance.

<input type="checkbox"/>	195E16	K0037 High Mount Hanger	\$82.00
<input type="checkbox"/>	195E1	Short	N/C
<input type="checkbox"/>	195E2	Medium	N/C
<input type="checkbox"/>	195E5	Long	N/C
<input type="checkbox"/>	195E23	2" Extension for swing in/out hanger	\$82.00
<input type="checkbox"/>	195E24	4" Extension for swing in/out hanger	\$82.00
<input type="checkbox"/>	195E21	Omit Extension	N/C

Lower Leg Length Matrix (measured seat pan to the top of the footplate surface)				
Hanger Type	High Mount	Short	Medium	Long
65° Swing Away	7-14"	13.5-16"	16-18.5"	18-20.5"
70° Swing Away	7-14"	13.5-16"	16-18.5"	18-20.5"
75° Tapered S/A	7-14"	13.5-16"	14.5-19"	15-18"
80° Swing in/out	7-14"	13.5-16"	14.5-19"	15-18"
90° Swing in/out	5.5-9" Footplate mounts to front of hanger.			
Manual ELR S/A		12.5-17"	14.5-19"	17-21"
Angle adj Cntmt		12.5-17"	14.5-19"	17-21"
Fixed Cntmnt		12.5"-15.5"		14.5"-19.5"

Footplate (Pair)

<input type="checkbox"/>	195F1	A - Composite with Heel Loop (Pair)	\$41.00
	195F1	Composite Footplate	
	195HL1	Heel Loop	
<input type="checkbox"/>		B - Adult Angle Adjust w/Heel Loop for use with 65° and 70° hanger (Pair)	\$174.00
	195F282	Adult Angle Adjustable Footplate	
	195HL10	Heel Loop	
<input type="checkbox"/>		B - Adult Angle Adjust w/Heel Loop for use with 90° hanger (Pair)	\$174.00
	195F285	Adult Angle Adjustable Footplate	
	195HL10	Heel Loop	
<input type="checkbox"/>		C - Kids Angle Adjust w/Leg Strap for use with 65° and 70° hanger (Pair)	\$133.00
	195F283	Kids Angle Adjustable Footplate	
	195LS13	Leg Strap	
<input type="checkbox"/>		C - Kids Angle Adjust w/Leg Strap for use with 80° and 90° hanger (Pair)	\$133.00
	195F286	Kids Angle Adjustable Footplate	
	195LS13	Leg Strap	
<input type="checkbox"/>	195F287	D - Aluminum (Pair)	
<input type="checkbox"/>		E - One Piece Angle Adjust Footplate	\$133.00
	195F284	One piece Angle Adjustable Footplate	
	195LS13	Leg Strap	
<input type="checkbox"/>	195F279	Omit Footplate and extension tube	N/C
<input type="checkbox"/>		I - Angle adj Centermount Footplate pair Small	\$240.00
	195F125	Small Angle Adjustable Footplate	
<input type="checkbox"/>		J - Angle adj Centermount Footplate pair Small	\$240.00
	195F126	One piece Angle Adjustable Footplate	

Footplate Matrix								
Hanger Type	A	B	C	D	E	I	J	
65° Swing Away	X	X	X					
70° Swing Away	X	X	X					
75° Tapered S/A					X			
80° Swing in/out	X	X	X					
90° Swing Away		X	X					
Manual ELR S/A	X	X	X	X				
Ang Adj Cntmt						X	X	
Fixed Cntmnt								

15. ACCESSORIES

Wheelchair Tray Table *AADL Seating

<input type="checkbox"/>	1957A01	TRAY TABLE SM TUFF AK 12"-14" PWR	\$321.00
<input type="checkbox"/>	1957A02	TRAY TABLE MED TUFFAK 15"-17" PWR	\$321.00
<input type="checkbox"/>	1957A05	Angle adj Drop-in tray (Width Specific)	NEW! \$321.00

Back pack

<input type="checkbox"/>	195A1	Black Utility	\$94.00
<input type="checkbox"/>	195A2	Black/Charcoal Kids	\$87.00



Accessories **NEW!**

<input type="checkbox"/>	1958A08	Active Controls Power Buddy	\$165.00
<input type="checkbox"/>	1958A09	Ram Phone Mount on Round JS tube	\$65.00
<input type="checkbox"/>	1958A10	Ram Tablet Mount on Round JS tube	\$260.00
<input type="checkbox"/>	1958A11	Ram Cup holder	\$65.00
<input type="checkbox"/>	1958A12	Switch-it Remote Stop Switch	\$1,165.00

Mounting Accessories (available with All Seats)

Only one accessory can be mounted at a time.			
<input type="checkbox"/>	195A603	Cane/Crutch Holder	\$325.00
<input type="checkbox"/>	195A604	O2 holder	\$325.00
<input type="checkbox"/>	195A605	Walker holder	\$325.00