



QUANTUM REHAB®

AADL Quantum® 1450

Synergy Seating
 Order Form

Up To 600 lbs. Weight Capacity



*Please always use www.pridemobility.com to access the most current version of this form.

Date: _____

PO#: _____

Account Number: _____

Bill To: _____

Address: _____

Phone Contact: _____

Ship To: _____

Address: _____

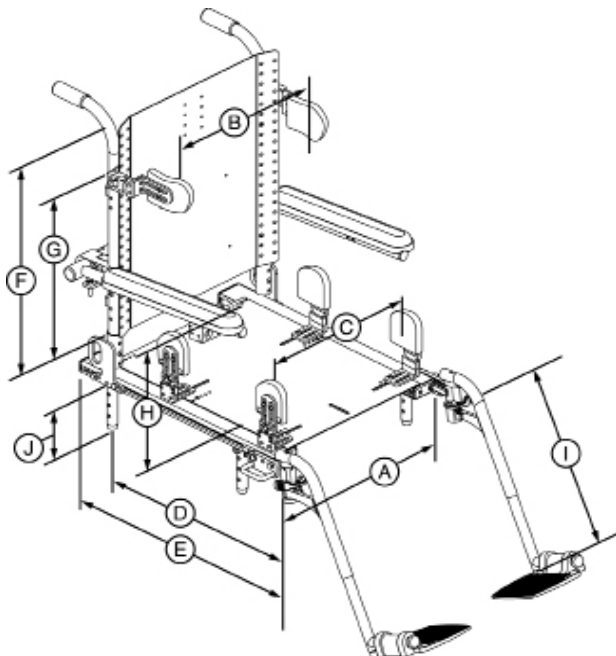
Marked For: _____

Discount: _____

Terms: _____

Freight: _____

SPECIFIED DIMENSIONS*



Please Supply Client Information:

Client Height: _____

Client Weight: _____

A. Seat Width: _____

B. Lateral Offset: _____

C. Hip/Thigh Lateral Offset: _____

D. Center of Gravity: Optimized based on seat dimensions

E. Seat Depth: _____

F. Back Height from Pan: _____

G. Lateral Height from Pan: _____

H. Armrest Height from Pan: _____

I. Rigging Length (whole numbers only): _____

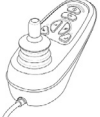



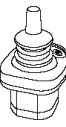

J. Seat to Floor Height (circle one): _____

Seat	Seat-To-Floor Heights		
Synergy® Seating Frame	17.5"	18.5"	19.5"

Seat to floor height are +/- 1/8" with 24"W x 24"D with Flat-Free tires.

Notes:

All prices are MSRP.

BASE MODEL		JOYSTICK HANDLES	
Description	Price	Description	Price
<input type="checkbox"/> Quantum 1450 <input type="checkbox"/> HD 300-450 lbs. Weight Capacity <input type="checkbox"/> VHD 450-600 lbs. Weight Capacity <i>Base not recommended for users below 300 lbs.</i>	\$11,920	<input type="checkbox"/> Standard Knob Std <input type="checkbox"/> Mushroom Handle \$55 <input type="checkbox"/> T-Bar \$90 <input type="checkbox"/> Chin Cup \$55 <input type="checkbox"/> Extended I-Handle \$55 <input type="checkbox"/> Soft Ball Handle \$55 <input type="checkbox"/> Medium Ball Handle \$55 <input type="checkbox"/> 3" Goal Post Handle \$55 <input type="checkbox"/> 4" Goal Post Handle \$55	
SHROUD COLOUR		JOYSTICK MOUNTING BRACKETS	
Metallic Colors: <input type="checkbox"/> Onyx Black <input type="checkbox"/> Viper Blue		<input type="checkbox"/> Fixed Inline <i>Not available with Stand Alone Joystick</i> Std <input type="checkbox"/> Left <input type="checkbox"/> Right <input type="checkbox"/> New Style Swing-away \$265 <input type="checkbox"/> Inline left <input type="checkbox"/> Inline right <input type="checkbox"/> Offset left <input type="checkbox"/> Offset right	
DRIVE WHEELS			
<input type="checkbox"/> 14" Flat Free	Std		
BASE MOUNTED FOOT PLATFORM			
<input type="checkbox"/> Heavy Duty Foot Platform 17"W x 13"D Std <input type="checkbox"/> Heavy Duty Foot Platform 17"W x 16"D NC <input type="checkbox"/> No Base Mounted Foot Platform NC			
BATTERY CHARGER			
<input type="checkbox"/> 8 Amp, Off-board Charger	Std		
NON-EXPANDABLE CONTROLS			
<input type="checkbox"/> 90 Amp VR2 6-Key  Std		<input type="checkbox"/> Retract4 Swing-away \$345 <input type="checkbox"/> Multi-axis Fixed \$210 <input type="checkbox"/> Left <input type="checkbox"/> Right <i>(Fixed configuration. Does not swing away)</i>	
EXPANDABLE CONTROLS		SYNERGY® SEATING SYSTEM	
<input type="checkbox"/> Q-Logic 2 EX Joystick \$620 		<input type="checkbox"/> Synergy Seat \$1045 Seat Width: <input type="checkbox"/> 20" <input type="checkbox"/> 21" <input type="checkbox"/> 22" <input type="checkbox"/> 23" <input type="checkbox"/> 24" <input type="checkbox"/> 25" <input type="checkbox"/> 26" <input type="checkbox"/> 27" <input type="checkbox"/> 28" <input type="checkbox"/> 29" <input type="checkbox"/> 30" <input type="checkbox"/> 31" <input type="checkbox"/> 32"	
<input type="checkbox"/> Q-Logic 2 EX Joystick w/ Light \$620 <i>Required for LED Light Package</i> 		Seat Width Package: <input type="checkbox"/> 20"W-24"W <input type="checkbox"/> 24"W-26"W <input type="checkbox"/> 26"W-28"W <input type="checkbox"/> 28"W-30"W <input type="checkbox"/> 30"W-32"W Seat Depth: <input type="checkbox"/> 20" <input type="checkbox"/> 21" <input type="checkbox"/> 22" <input type="checkbox"/> 23" <input type="checkbox"/> 24" <input type="checkbox"/> 25" <input type="checkbox"/> 26" <input type="checkbox"/> 27" <input type="checkbox"/> 28"	
Q-Logic 2 EX Joystick Colour Shroud Option <input type="checkbox"/> Colour Match Base \$75		Seat Depth Package¹: <input type="checkbox"/> 20"D-24"D <input type="checkbox"/> 24"D-28"D Back Cane Height: <input type="checkbox"/> 14" <input type="checkbox"/> 15" <input type="checkbox"/> 16" <input type="checkbox"/> 17" <input type="checkbox"/> 18" <input type="checkbox"/> 19" <input type="checkbox"/> 20" <input type="checkbox"/> 21" <input type="checkbox"/> 22" <input type="checkbox"/> 23" <input type="checkbox"/> 24" <input type="checkbox"/> 25"	
<input type="checkbox"/> Q-Logic EX Stand Alone Joystick \$410 		Back Rest Height: <input type="checkbox"/> 18" <input type="checkbox"/> 19" <input type="checkbox"/> 20" <input type="checkbox"/> 21" <input type="checkbox"/> 22" <input type="checkbox"/> 23" <input type="checkbox"/> 24" <input type="checkbox"/> 25"	
<input type="checkbox"/> Q-Logic 2 EX Enhanced Display Kit \$1,945 KIT125324 Includes: - Q-Logic 2 EX Enhanced Display - Flexible Gooseneck - Enhanced Display Mounting Bracket 			
All mounting hardware is included in kit. See Specialty Electronics order form for additional mounting options and secondary controls. Bluetooth mouse emulator requires a run plug harness for either static or power seating. Additional fees will apply. Please use and attach the Specialty Electronics order form for additional controls and mounting options.		SYNERGY® BACK OPTIONS	
LED LIGHT PACKAGE <input type="checkbox"/> Through Q-Logic 2 EX w/ Lights <i>Not covered by AADL</i> \$835		<input type="checkbox"/> Sling Back NC <input type="checkbox"/> Omit Back	

All prices are MSRP.

SYNERGY® BACK CANE OPTIONS

Description	Price
<input type="checkbox"/> Standard Back Canes With Push Handles	Std
<input type="checkbox"/> No Push Handles	\$90
<input type="checkbox"/> Offset (Meso)	\$205
<input type="checkbox"/> 2" (1" Per Side) <input type="checkbox"/> 4" (2" Per Side)	
<i>Dual Post Flip-back Armrests interfere with Meso canes.</i>	
<input type="checkbox"/> Inset (Endo)	\$205
<input type="checkbox"/> 2" (1" Per Side) <input type="checkbox"/> 4" (2" Per Side)	

ARMRESTS

<input type="checkbox"/> Removable, Single Post, Height Adjustable, Heavy Duty	\$130ea
<input type="checkbox"/> 8"H-12"H <input type="checkbox"/> 10"H-14"H	
<input type="checkbox"/> Bariatric, Removable, Height Adjustable ¹	\$145ea
<input type="checkbox"/> 8"H-12"H <input type="checkbox"/> 10"H-14"H	
<input type="checkbox"/> Height Adjustable Cantilever Armrests	\$145ea
<i>Angle Adjustable: -30° through +30°</i>	
<input type="checkbox"/> 8"H-12"H <input type="checkbox"/> 10"H-14"H	

1. Requires Bariatric Armpads.

ARMPADS

<input type="checkbox"/> Straight, Full Length (2"x14")	Std
<input type="checkbox"/> Left <input type="checkbox"/> Right	
<input type="checkbox"/> Straight, Desk Length (2"x10")	NC
<input type="checkbox"/> Left <input type="checkbox"/> Right	
<input type="checkbox"/> Waterfall, Full Length (2"x1")	NC
<input type="checkbox"/> Left <input type="checkbox"/> Right	
<input type="checkbox"/> Waterfall, Desk Length (2"x10")	NC
<input type="checkbox"/> Left <input type="checkbox"/> Right	
<input type="checkbox"/> Flat Bariatric <i>For use with Bariatric arm rests only</i>	\$40ea

STEALTH HEADRESTS (Standard Stealth Pricing Applies)

Headrest Pads:

<input type="checkbox"/> Stealth 10" Comfort Plus <i>CP250</i>	\$190
<input type="checkbox"/> Stealth 14" Comfort Plus <i>CP150</i>	\$190
<input type="checkbox"/> Stealth Small Contoured (9.75"W x 3"H) <i>OTSM250</i>	\$80
<input type="checkbox"/> Stealth Large Contoured (11"W x 6"H) <i>OTLG150</i>	\$100
<input type="checkbox"/> Omit Headrest	

Headrest Mounts:

<input type="checkbox"/> Multi-Axis Hardware <i>HMO475</i>	\$200
<input type="checkbox"/> Linking Hardware <i>TWB485</i>	\$255
<input type="checkbox"/> No Hardware	

FRONT RIGGINGS

<input type="checkbox"/> Heavy Duty Drop-In Legrests ¹	\$445
<input type="checkbox"/> Heavy Duty Elevating Legrests	\$550
<input type="checkbox"/> Angle Adjustable Footplates ²	Std
<i>Extension Length:</i>	
<input type="checkbox"/> 12"-14.5" <input type="checkbox"/> 14.5" -18"	
<i>Footplate Size:</i>	
<input type="checkbox"/> 4" x 6" <input type="checkbox"/> 5" x 6" <input type="checkbox"/> 5" x 8"	
<input type="checkbox"/> 6" x 8" ³ <input type="checkbox"/> 6" x 11" ³ <input type="checkbox"/> 8" x 11" ⁴	

1. Extension length is measured from the seatpan to the footplate.
2. Angle Adjustable Footplates come standard with heel loops.

CENTER MOUNT FOOT PLATFORM

Description	Price
<input type="checkbox"/> Center Mount Articulating Foot Platform <i>Not covered by AADL</i>	\$3,145
<input type="checkbox"/> Adjustable Center Mount Foot Platform	\$790
<i>Extensions:</i>	
<input type="checkbox"/> 10-16"L	
<input type="checkbox"/> 13-19"L	
<i>Footplates:</i>	
<input type="checkbox"/> 5"W x 6"D	
<input type="checkbox"/> 5"W x 8"D	
<input type="checkbox"/> 5"W x 11"D	
<i>Set Legrest Length:</i>	
LL85 <input type="checkbox"/> 8.5"H	LL9 <input type="checkbox"/> 9"H
LL10 <input type="checkbox"/> 10"H	LL135 <input type="checkbox"/> 13.5"H
LL105 <input type="checkbox"/> 10.5"H	LL14 <input type="checkbox"/> 14"H
LL11 <input type="checkbox"/> 11"H	LL145 <input type="checkbox"/> 14.5"H
LL115 <input type="checkbox"/> 11.5"H	LL15 <input type="checkbox"/> 15"H
LL12 <input type="checkbox"/> 12"H	LL155 <input type="checkbox"/> 15.5"H
LL125 <input type="checkbox"/> 12.5"H	LL16 <input type="checkbox"/> 16"H
LL13 <input type="checkbox"/> 13"H	LL195 <input type="checkbox"/> 9.5"H
LL165 <input type="checkbox"/> 16.5"H	LL17 <input type="checkbox"/> 17"H
LL175 <input type="checkbox"/> 17.5"H	LL18 <input type="checkbox"/> 18"H
LL185 <input type="checkbox"/> 18.5"H	LL19 <input type="checkbox"/> 19"H
<i>Calf Supports:</i>	
<input type="checkbox"/> Calf Pads (pair) ¹	
<input type="checkbox"/> Small (6"H x 6"W)	\$210
<input type="checkbox"/> Large (8"H x 8"W, tapered to 6"W)	\$210
<input type="checkbox"/> Calf Panel (ea.)	
<input type="checkbox"/> Small (8"H x 18"W)	\$210
<input type="checkbox"/> Large (8"H x 24"W) ²	\$265
<i>Calf Support Covers (1/2" Soft Visco Foam):</i>	
<input type="checkbox"/> Air Mesh	\$150
<input type="checkbox"/> Reversed Dartex	\$150
<i>Optional Extensions & Accessories:</i>	
<input type="checkbox"/> 4" Width Extension Kit ³	\$55
<input type="checkbox"/> 2" Bell Shaped, Length Extension Kit ⁴	\$55
<input type="checkbox"/> Footplate Outside Edge Side Guards	\$55
<input type="checkbox"/> 4"D ⁵ <input type="checkbox"/> 6"D ⁵	
<input type="checkbox"/> Footplate Connector	\$55
<input type="checkbox"/> Wheel Bumpers	\$30

1. Standard with Articulating Foot Platform
2. Only available on 20"W or greater.
3. Not available with 5"W x 6"D Footplates
4. Not available with 4" Width Extension Kit
5. Not available with 5"W x 11"D Footplates

Center Mount Articulating Foot Platform Compatability Matrix	TRU-Balance®3 Recline			TRU-Balance®3 Tilt			TRU-Balance®3 Lift		
	Low	Medium	High	Low	Medium	High	Low	Medium	High
	10"-16" Extension	!	!	!	!	!	!	!	!
13"-19" Extension	!	!	!	!	!	!	!	!	!

- This rigging configuration causes no interference issues at this seat-to-floor height.
- This rigging configuration may interfere with the ground (less than 1.75" clearance when fully extended) and will reduce obstacle climbing ability.
- This rigging configuration does not work with this seat-to-floor height.

All prices are MSRP.

BATTERY OPTIONS

Description	Price
<input type="checkbox"/> Group 24, 70 Amp, Gel <i>Installation:</i>	\$415 ea.
<input type="checkbox"/> Batteries Installed	
<input type="checkbox"/> Do Not Install	

POWER POSITIONING ELECTRONICS**Single Actuator Electronics** *For use with 1 actuator*

<input type="checkbox"/> Through Toggle Box (<i>Tilt Only</i>) Includes toggle and harness	NC
<input type="checkbox"/> Left Mount	
<input type="checkbox"/> Right Mount	
<input type="checkbox"/> Through Single Switch ¹	NC
<i>(Includes high current limit box) (Tilt only w/ Q-Logic 2 EX)</i>	
<input type="checkbox"/> Through VR2 ² (<i>Includes AM1</i>)	NC
<input type="checkbox"/> Through Q-Logic 2 EX Hand Control ³ (<i>Includes AAM</i>)	\$345

1. Single switch not included. See specialty control order form for a list of available options.
2. VR2 must be selected as drive device.
3. Q-Logic EX 2 hand control must be selected.

ACCESSORIES *Not covered by AADL*

<input type="checkbox"/> Rear Basket ¹	\$160
<input type="checkbox"/> Cane/Crutch Holder ¹	\$160
<input type="checkbox"/> Weather Cover, Medium, Black	\$240
<input type="checkbox"/> Cup Holder	\$35
<i>Side:</i>	
<input type="checkbox"/> Left	
<input type="checkbox"/> Right	
<input type="checkbox"/> Saddle Bag	\$30
<input type="checkbox"/> Flag Holder	\$35
<input type="checkbox"/> Quantum Backpack ²	\$65
<input type="checkbox"/> Oxygen Holder <i>Contoured Seating</i>	\$90
<input type="checkbox"/> Oxygen Holder <i>Synergy Seating</i>	\$90
<input type="checkbox"/> Walker Holder ²	\$130
<input type="checkbox"/> Tablet Holder ³	\$415
<input type="checkbox"/> Deluxe Cell Phone/Media Holder ³	\$185
<input type="checkbox"/> Transfer Bar, Pair (Quick release) ⁴	\$305

1. Includes mounting hardware.
2. Backpack may interfere w/ other rear accessories. Not available w/ contoured seating.
3. Available with Synergy armrests only.
4. Only available on Synergy Seat

LAP BELTS

<input type="checkbox"/> 60" Lap Belt	NC
<input type="checkbox"/> 70" Lap Belt	Std
<input type="checkbox"/> 80" Lap Belt	NC
<input type="checkbox"/> 90" Lap Belt	NC