



MEDmobility

5711- Calgary Trail NW
Edmonton AB T6H 2K1
P: 780-437-3300
F: 780-430-9381
www.medmobility.ca

Invacare® Storm® 3G with Tilt and Recline
AADL PRICE LIST & ORDER FORM

Effective July 1, 2016

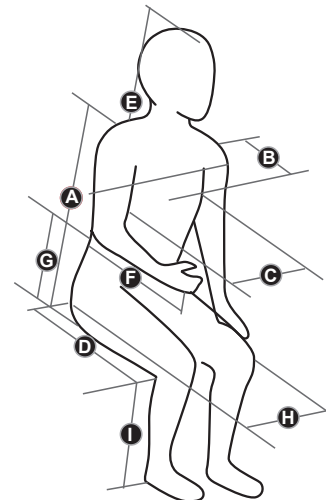
FOR AADL ONLY
AADL CAT #
W558 / W990

Invacare Canada Customer Service:
Phone: 1-800-668-5324
Fax: 800-668-5478
www.invacare.ca

Form with fields for Date of Order, Dealer Name, Dealer Account #, PO #, Tag, Purchasing Contact, Phone, Fax, RTS/Therapist, Ship to Address, City, Province, PC, Client Info, Gender, Special Client Conditions.

To ensure system is accurately configured please fill in all required measurements.

Table with 2 columns: Measurement Name (Client Height, Client Weight, etc.) and Value field.



STORM BASE FOR MODULAR MAXX POWER POSITIONING

Not available through Invacare Pro. Must order through Invacare Canada Customer Service. For base-only orders, please refer to Invacare Canada order forms found on www.invacare.ca or call Invacare Canada Customer Service.

3GAR-MM Arrow Base w/ MK6i .....\$8,450

Arrow comes with choice of 300 lbs. or 400 lbs. user weight capacity, 6.5 MPH (U300) 5 MPH (U400) top speed, Performance 4-Pole Motor Package (SSD Motors), MK6i CMPJ™ + joystick

Select STF(1) 16.75"(2)(3) ..... \$250

Select STF(1) 18.25" 19" 20" ..... No Charge

NOTES:

- 1. Seat-to-floor height is measured at the front of the seat pan based on a standard seat size.
2. Requires special battery tray modification and is not available with post elevating seat.
3. This STF is not available when using a vent tray due to battery terminal clearance.

TRANSPORT TIE DOWN

TRBKTS Wheelchair Transport Brackets(1) ..... Standard

NOTE:

- 1. For unoccupied use only. Not available with Vent tray.

USER WEIGHT LIMITS

U300 Under 300 lbs. Arrow .....Standard

U400 Under 400 lbs. Arrow Option(1) .....No Charge

NOTES:

- 1. With 400 lb. weight capacity, maximum range of tilt is 45 degrees. This comes standard with 4-pole motors/HD Gearboxes. Reduces speed to 4.5 mph.

DRIVE TYPE OPTION

PERF Performance 4 Pole Motor(1) .....No Charge

NOTE:

- 1. PERF package is used with 300 lb. user weight capacity and comes with 6.5 MPH top speed, performance 4-pole motor package, MK690ACC Controller.

FRAME TYPE

SFS Short Base .....No Charge

LFS Long Base .....\$432

CASTER OPTIONS

1259 6" X 2" Semi-Pneumatic Casters .....\$132

1228-3 8" X 2 1/4" Semi Pneumatic Casters Lt Gy.. Standard

1251-3 8" X 2" Pneumatic Casters .....No Charge

1220-3 9" X 2 3/4" Pneumatic Casters(1) .....\$162

1465-3 9" X 2 3/4" Foam Filled Casters(1) .....\$295

NOTE:

- 1. Not available with short base. Not available with TRBKTS.

CASTER SUSPENSION(1)

9213-6 Shock Fork For 6" Casters .....\$209

9213-8 Shock Fork For 8" Casters(2) .....\$209

NOTE:

- 1. Not available with 9" Casters.
2. Not available with short base. Not available with TRBKTS unless by Custom Quote.

WHEEL OPTIONS

1430-3 14" X 3" Pneumatic Tires .....Standard

1431-3 14" X 3" Tire w/Foam Filled Inserts .....\$198

NOTE:

- 1. 14" x 4" wheels increase the overall width of the base by 2.5". Does not include 3G design wheel or fender.

FREE WHEEL HUB

FHUB Free Wheel Hub .....\$184

NOTE:

- 1. Adds 3/4" to overall width. Does not include 3G design wheel or fender.

REAR WHEEL LOCATION

RWS Rear Wheel Standard(2) .....Standard

FRAME FINISH

24P Wet Black .....No Charge

105P Midnight Blue .....No Charge

Dealer Name: \_\_\_\_\_

Dealer Account Number: \_\_\_\_\_

PO #: \_\_\_\_\_

Tag: \_\_\_\_\_

**MK6I CONTROLLER**

- MK690ACC Controller w/Actuator Control . . . . .Standard
- GTRAC G-Trac Module<sup>(1)</sup> . . . . . \$988

**NOTE:**  
 1. G-Trac provides Improved Tracking Capabilities and Enhanced Trac-tion. Not available with SPJ+ joysticks.

**STANDARD DRIVER CONTROL FOR ARROW**

- CMPJM6 MPJ+ Multiple Drive Joystick with Color Display . . . .Std

**EXPANDABLE CONTROLLER SYSTEMS**

- PWH Harness Required for Expandable Electronics Only<sup>(1)</sup> . . . . .No Charge

- ASLRDYM6 MK6 Display Only (No Driver Control)<sup>(2)</sup> . . . . \$242  

For your ASL Drive System needs please refer to ASL price list form #05-220C

- 1558MM6 Compact Joystick w/Display . . . . . \$1,097
- 1500M6 Proportional RIM Head Control w/Display . \$2,425
  - SMHD Small Headrest  LGHD Large Headrest . . . . . \$241

**NOTES:**  
 1. Harness is required to interface joystick or MK6i display with expand-able controllers. Options are located under Electronics Accessories in configurator.  
 2. Display Only. No driver control. Allows choice from order form.

**ALTERNATIVE DIGITAL CONTROL SYSTEM<sup>(1)</sup>**

- SNPM6 Sip-N-Puff Digital Interface Box<sup>(1)</sup> . . . . . \$2135

**NOTE:**  
 1. Must also use either a Multiple Drive Joystick or MK6i Display.

**SIP N PUFF KIT**

- PKG32666 Therafin Sip-N-Puff Breath Tube Kit . . . . . \$440

**ADDITIONAL CONTROL CHOICES**

- 1558M6 Compact Joystick - Less Std. Mount . . . . . \$937
- PACM6 Prop. Attendant Control w/Quick Release Mount . . . . . \$1024

**JOYSTICK MOUNTING HARDWARE**

- QLAM6 Quad Link Retract Joystick Mnt MPJ+<sup>(1)</sup> . . . . \$358
- QLA Quad Link Retract Joystick Mnt SPJ+<sup>(1)</sup> . . . . \$358
- LEFT Left Hand Mounted Joystick . . . . .No Charge
- RIMHW RIM HARDWARE FOR 1500 . . . . . \$245

**NOTE:**  
 1. QLAM6 and QLA include Stealth Adjustable Height Joystick Mount.

**ELECTRONIC ACCESSORIES**

- 1813SD Pro Memory Card . . . . . \$112
- 1560 "T" Handle Flexible Joystick Extension . . . . . \$93
- 1561 Straight Handle Flexible Joystick Extension . . . . . \$69
- 1826 Chin Cup . . . . . \$38
- AUX12M6 Auxillary Module For 1 & 2 . . . . . \$706
- AUX34M6 Auxillary Module For 3 & 4 . . . . . \$706
- RFM Wireless (RF) Mouse Only Module<sup>(1)</sup> . . . . . \$811

Not covered by AADL

- IR Infrared Module with Mouse Emulation<sup>(2)</sup> . . . \$910

Not covered by AADL

**NOTES:**  
 1. RFM includes Transmitter, USB Radio Frequency Mouse Dongle (Receiver), and Sterio Switch with hook and loop mount for mouse clicks. Not compatible with SPJ+.  
 2. IR includes Transmitter w/IR chip, USB Radio Frequency Mouse Dongle (Receiver), and Stereo Switch with hook and loop mount for mouse clicks. Not compatible with SPJ+.

**BATTERY TRAY TYPE- AADL CONTRACT PRICING**

- GP24 Group 24 Battery Boxes<sup>(1)</sup> . . . . .Standard
- 22NF 22NF Style Tray<sup>(2)</sup> . . . . .Optional

**NOTE:**  
 1. Must Select for TRBKTS.  
 2. Not available on chairs with TRBKTS.

**BATTERIES ON CHAIR - AADL CONTRACT PRICING**

- 22NFBATTERY 22NF BATTERY . . . . . \$572
- 24BATTERY 24NF BATTERIES . . . . . \$701

**BATTERY CHARGE OPTIONS**

- 110CHARGER 110 Volt Battery Charger . . . . .No Charge
- L8900 Omit Charger . . . . .No Charge

**MISCELLANEOUS ACCESSORIES**

- 1303 Wheel Locks<sup>(1)</sup> . . . . . \$93
- 9205-3 Suspension Shocks <sup>(2)</sup> . . . . .Standard
- FDR Fender <sup>(2)</sup> . . . . .Standard
- EXTP Extended Anti-Tippers<sup>(2)</sup> . . . . . \$316

1. Not available with pneumatic tires.  
 2. Comes standard with vent tray. Adds 2.5" to overall length.

Dealer Name: \_\_\_\_\_

Dealer Account Number: \_\_\_\_\_

PO #: \_\_\_\_\_

Tag: \_\_\_\_\_

**SYSTEMS MUST SELECT ONE SYSTEM**

**NOTE:** Systems Include Seat Pan, Back Pan, Standard Armrests and Front Rigging. They are designed for use with a 2"-3" cushion.

**Modular *Maxx* CG Tilt Only System (50°)**

MDCGT-50 .....\$6,969

**Modular *Maxx* CG Tilt (50°) and Power Recline (170°) System with Extended Shear Reduction (ESR)**

MDCGTRESR-50 .....\$11,569

**Modular *Maxx* Elevate Lift Seat Only System - Not covered by AADL**

**12" Elevation - up to 250 lbs.(1)(2)(3)**

MDRES12 .....\$4,995

**NOTES:**

1. Not available on seat sizes greater than 20" wide by 20" deep.
2. Uses an integrated Tilt/Lift mechanism, tilt is 45° and the seat to floor height is not affected by the Elevating Lift Seat.
3. For weights greater than 175 lbs. no tilt while elevated is available, call Customer Service for details.

**MODULES MUST SELECT TRx SYSTEM-TO ADD MODULES**

5FAT **5° Fixed Anterior Assist**(1) .....N/C

5PT **5° Pre-Tilt**(2) .....N/C

8PR **8° Precline Module**(3) only available with Recline . . .N/C

**NOTES:**

1. This module may limit front rigging options. The Fixed Anterior Assist option adds 1.5" to the seat to floor height at zero degrees (level).
2. This Fixed Pre-tilt option adds 1.5" to the front seat to floor height.
3. Total degrees of recline is 170° ie: if 8° degrees of precline is used, then 162° degrees of recline will be available.

**SEAT SPECIFICATIONS**

**Select Adult Seat Width and Ultra Rail Width Adjustment**

WA1620 (Width adjustable from 16" to 20")

W16  16" W17  17" W18  18" W19  19" W20  20"

WA1922 (Width adjustable from 19" to 22")

W19  19" W20  20" W21  21" W22  22"

**Select Adult Seat Depth and Ultra Rail Depth Adjustment**

DA1621 (Depth adjustable from 16" - 21")

D16  16" D17  17" D18  18" D19(1)  19" D20(1)  20" D21(1)  21"

**NOTES:**

1. Long base must be used for seat depths 19" - 21"

**LAP BELTS AND CHEST STRAP**

Push Button Style Seat Belt

1004310 - 48"  1034625-61"  1034622-69" .....STD

**BACK OPTIONS**

STANDARD REHAB BACK AND BACK CUSHION .....N/C

SRB16 16" WIDE  SRB17 17" WIDE  SRB18 18" WIDE  SRB19 19" WIDE

SRB20 20" WIDE  SRB21 21" WIDE  SRB22 22" WIDE

RECESSED PLANAR INTERFACE PLATE(1) ..... N/C

RPIF16 16" WIDE  RPIF17 17" WIDE  RPIF18 18" WIDE  RPIF19 19" WIDE

RPIF20 20" WIDE  RPIF21 21" WIDE  RPIF22 22" WIDE

OMIT: RIGID BACK PAN & CUSHION(2) .....(\$75)

OMITBACK

**NOTES:**

1. Included with all Recline Systems when no back is selected. May also be used as an interface for after market backs.
2. Not available with Recline.

MUST BE COMPLETED	Measurement in Inches
Actual back pan height (ADD)	
Gap (space between seat pan to bottom of back pan) (ADD) 4-5" gap is required for Tilt systems 6-7" gap is required for systems with Recline/ESR or Recline/PSB.	
Finished Back Height (TOTAL) (Seat pan to top of back pan)	

**FINISHED BACK HEIGHT**

Finished Back heights for Tilt Systems(1)

TFB18 18"  TFB19 19"  TFB20 20"  TFB21 21"  TFB22 22"

TFB23 23"  TFB24 24"  TFB25 25"

Finished Back heights for Tilt/Recline Systems(1)

RFB20 20"  RFB21 21"  RFB22 22"  RFB23 23"  RFB24 24"

RFB25 25"  RFB26 26"  RFB27 27"

**NOTES:**

1. Comes with standard cane height.

**TILT ONLY BACK CANE SPECIFICATIONS**

Straight (90°)Tilt Back Cane Height

18SCANES 18"  20SCANES 20"  22SCANES 22"

Back Cane Angle will be set at 96° Tilt Canes are adjustable from 81° to 121° in 3° increments.

**HEADRESTS & MOUNTING HARDWARE**

Headrest with Fixed Headrest Hardware

**NOTE:** Multi-Axis Hardware is required for all Upgradable Back Options

0127700 - Concepts Standard Headrest .....No Charge

MCAUTO- Concepts Auto Style Headrest .....\$350

Headrest Swing Aways and Removable Mounts - Pad not included

MAHU - Concepts Multi-Axis Hardware(1) .....\$225

OMITHEAD - OMIT: Headrest .....N/C

**NOTES:**

1. Required for all Upgradable Back Options.

Dealer Name: \_\_\_\_\_

Dealer Account Number: \_\_\_\_\_

PO #: \_\_\_\_\_

Tag: \_\_\_\_\_

**ARMREST - SELECT ARM LENGTH**

Right  Full  Desk ----- Left  Full  Desk

**ARMRESTS**

**Adult Dual Post Adjustable Height (9"-13") With Quick Height Adjustment Lever and Flat pouch (pair)** .....N/C

- D0123-C97 Desk Length Pair
- D0123-C98 Desk Right, Full Left
- D0123-C98 Full Right, Desk Left
- D0123-C99 Full Length Pair

**Reclining Adjustable Height (9"-13")** .....STD

- D0127-C67 Desk Length Pair
- D0127-C73 Desk Right, Full Left
- D0127-C74 Full Right, Desk Left
- D0127-C75 Full Length Pair

**Maxx Recline Height (9"-13") & Angle Adjustable Cantilever Flip Back Armrest<sup>(2)</sup> (pair)** .....\$488

- D0128-C19 Desk Length Pair
- D0128-C21 Desk Right, Full Left
- D0128-C24 Full Right, Desk Left
- D0128-C75 Full Length Pair

**Ultra Rail Seat Mounted Flip Back Cantilever *Maxx* Tilt Arm<sup>(1)</sup> (9"-12.5") (pair)** .....\$488

- D0114-C11 Desk Length Pair
- D0114-C12 Desk Right, Full Left
- D0114-C13 Full Right, Desk Left
- D0114-C14 Full Length Pair

**NOTES:**

1. Non-removable.

**ARMPADS**

**Standard Pads-(Each)** .....STD

- D0153-C25-R Desk Length Right
- D0153-C25-L Desk Length Left
- D0153-C26-R Full Length Right
- D0153-C26-L Full Length Left

**Waterfall Arm Pads-(Each)** .....N/C

- D0153-C27-R Desk Length Right (2.25"x10")
- D0153-C27-L Desk Length Left (2.25"x10")
- D0153-C28-R Full Length Right (2.25"x14")
- D0153-C28-L Full Length Left (2.25"x14")

**STANDARD FRONT RIGGING**

D0158-C05 Invacare 70NHD Receivers Only (Pair)<sup>(1)</sup> . . . .N/C

**NOTES:**

1. Not covered by Motion Concepts Lifetime warranty.

**MANUAL CENTER MOUNT FRONT RIGGING**

Basic Fixed Center Mount Platform <sup>(1)(2)</sup> .....\$250

D0157-BFCM Seat pan to footplate 13"-17" Set at \_\_\_\_\_

Basic Footplate (12" x 10.75 steel 1/8" thick built in heel wells)\* .....\$100

D0157-A15

Upgraded Fixed Center Mount Foot Platform with Individual Calf pads, 12" x 9" cast footplate and a rubber foot mat<sup>(1)(2)</sup> ..\$795

D0157-UFCM Seat pan to footplate 13"-21" Set at \_\_\_\_\_

Invacare Centre Mount Adjustable Knee Angle CTMT .....\$489

Seat pan to footboard:  CTMT-FJ (9.25"-12")

CTMT-F (12.25"-15")

CTMT-FB Invacare Footboard for use with CTMT . .N/C

CALF - Invacare Calf Pads for use with CTMT . . . \$268

Invacare Individual Footplates for CTMT

SM(5.25"Wx7.5"D)  MED(5.5"Wx9.5"D)  LRG(5.9"Wx11.5"D)

**NOTES:**

1. 2.5" of ground clearance is required.
2. Three settings available 83°, 90° and 97°

**POWER CENTER MOUNT FOOT PLATFORM OPTIONS**

MUST BE COMPLETED	Measurement in Inches
Knee to Heel:	
Cushion Thickness: (Subtract)	
Cushion Compression: (Add)	
Seat Pan to Footplate: (Total)	

LNx Power Center Mount Foot Platform with Individual Calf Pads, 12" x 9" Cast Footplate and A Rubber Foot Mat.<sup>(1)(2)(3)</sup>

**\*Not covered by AADL**

D0101-LNX .....\$3200

FCSB Flared Front Casters for Storm Base<sup>(4)</sup> ..\$950

**NOTES:**

1. 2.5" of ground clearance is required.
2. 13"-19" unlimited adjustability. 8" of anti-shear extension.
3. The front rigging will be set at approximately 80°, on the Storm Series unless orderd with FCSB, in which case it can be set at 90°.
4. Allows 90° front rigging on Short Storm bases with 10" x 10" foot platform. This modification will give you "Long Base" dimensions.

Dealer Name: \_\_\_\_\_

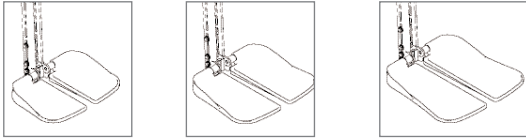
Dealer Account Number: \_\_\_\_\_

PO #: \_\_\_\_\_

Tag: \_\_\_\_\_

**FOOT PLATE OPTIONS FOR CENTER MOUNTS**

Individual Foot plates for LNX and Upgraded Fixed Center Mount Mount Foot Platform. (Pair) .....\$330  
(In cast aluminum with built in heel cups and rubber mat)



Select:

- CMIFP-S (5"W x 7.5"D)
- CMIFP-M(5.5"Wx9.5"D)
- CMIFP-L(6"Wx11.5"D)

**SWING AWAY FRONT RIGGING OPTIONS**

Invacare 70° Non-Tapered HD Swingaway Footrests w/Composite Footplates and Heel Loops (Pair)<sup>(1)</sup>

- 70HDC<sup>(2)</sup> .....\$325

Invacare 70° Non-Tapered HD Swingaway Footrests with AT5543 Adjustable Angle Footplates, Heel Loops and Impact Guards (Pair)<sup>(1)</sup>

- 70HDAIH<sup>(3)</sup> .....\$457

Invacare 70° Tapered Swingaway Footrests with AT5543 Adjustable Angle Footplates, Heel Loops and Impact Guards (Pair)<sup>(1)</sup>

- 770TAPAIH<sup>(4)</sup> .....\$497

Longer Pivot and Slide Tube for 70° Swingaways (Pair)

- ALPT .....\$132

Heavy Duty 70° Swingaway Footrests (Pair)<sup>(1)</sup> .....\$495

- Select Receivers:  D0130-C81-A09 Straight  
 D0130-C81-A12 Flared outward 1"

Seat pan to footplate 13"-17"

Amputee Support (6.75"W x 9.75"L x 2H)<sup>(5)</sup> .....\$495

- Select:  AMPS-L Left  AMPS-R Right

**NOTE:**

1. Heavy duty durable construction (4.5 lbs. each). Front rigging will be painted black.
2. Includes Invacare 70NHD/1651/HLOOP. Painted Black.
3. Includes Invacare 70NHD/AT5543/IMPACTG/HLOOP. Painted Black.
4. Includes Invacare 70STAPER/AT5543/IMPACTG/HLOOP. Painted Black.
5. Swing away and removable, 50° of angle adjustment, 3.5" height adjustment and 2" of fore/aft adjustment.

**MANUAL ELEVATING LEGRESTS**

**Maxx Style Swing-Away Manual Elevating Pivot Legrests** ....\$720

- Select Receivers:  D0182-C31-D03 Straight  
 D0182-C43-D06 Flared outward 1"

Seat pan to footplate 13"-17"

**POWER FRONT RIGGING OPTIONS**

**\*Not covered by AADL**

**Maxx Style Swing Away Power Elevating Pivot Legrests<sup>(1)</sup>** .. \$2,490

- Select Receivers:  D0182-C03-D03 Straight  
 D0182-C03-D06 Flared outward 1"

Seat pan to footplate 13"-17"

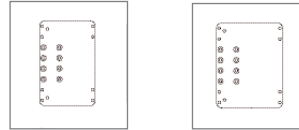
- Select Legrest Function:  
 INDLG-Individual<sup>(2)</sup>  
 CMBLG-Combined  
 SYNLG-Synchronized W/Recline

**NOTE:**

1. Includes Swing Away receivers, Pivot Plus Legrests and actuators. Legs swing away manually.
2. Individual legs count as two functions for electronics.

**FOOT PLATE OPTIONS FOR ELEVATING AND SWING-AWAY FRONT RIGGING**

SELECT FOOTPLATE SIZE FOR BELOW HARDWARE:



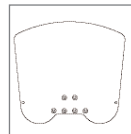
Adjustable Angle Foot Plates (Each) .....\$165

- AAFP-M(5.25"Wx8"D)
- AAFP-L(6.25"Wx8"D)

Multi-Axis Adjustable Angle Foot Plates(Each) .....\$225

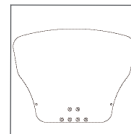
- \*Clinical Justification**  MAFP-M(5.25"Wx8"D)  MAFP-L(6.25"Wx8"D)

**CENTER MOUNT FOOT PLATFORM OPTIONS FOR UPGRADED FIXED CENTER MOUNT AND LNX**



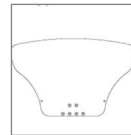
Medium Flip-up Foot Platform<sup>(1)</sup>

- TRC1024-C01 (12"W x 10.75"D) .....\$180



Large Flip-up Foot Platform<sup>(1)</sup>

- TRC1024-C05 (14.5"W x 13"D) .....\$250
- TRC1024-C07 (17"W x 13"D) .....\$250



Extra Large Flip-up Foot Platform<sup>(1)</sup>

- TRC1024-C09 (21"W x 13"D) .....\$250

**NOTE:**

1. May cause interference with certain seat widths call to confirm configuration.

**CALF PAD AND STRAP OPTIONS**

Airmesh Calf Panel for chairs 15"-18" wide 35.5"W x 9"H pad

- BP-CP-MD .....\$170

Airmesh Calf Panel for chairs 18"-22" wide 38.5"W x 9"H pad

- BP-CP-LG .....\$185



**STORM® Series with Modular Maxx Power Positioning System**

Dealer Name: \_\_\_\_\_

Dealer Account Number: \_\_\_\_\_

PO #: \_\_\_\_\_

Tag: \_\_\_\_\_

**ELECTRONICS SWITCH MOUNTING**

Select:  ESWM-L Left    ESWM-L Right    ESDNM Do Not Mount  
 SPCTRL Specialty Controls\*

\*Please complete specification sheet on page 7 for Invacare Only

TRC1273 12 Piece Switch Mounting Hardware Kit (additional kits) \$39

**SINGLE-FUNCTION ELECTRONICS**

SFCB Single-Function Control Box<sup>(1)</sup> ..... STD

Must select switch:

- SPB Single Push Button
- STS Single Toggle
- DPB Dual Push Button
- OSW Omit Switch

SFCB-J Single Function Through Joystick<sup>(1)</sup> ..... \$750

SFCB-SC Through Specialty Control ..... \$750

Fill out Specialty control configuration sheet on page 7

Additional Switches (each)

- SPB-A Single Push Button ..... \$97
- STS-A Single Toggle ..... \$97
- DPB-A Dual Push Button ..... \$97

**NOTES:**

1. These electronics include attendant control, reduced drive, drive lock-out, tilt limit and actuator speed control and switch configuration.

**MULTI-FUNCTION ELECTRONICS**

MFC-M6S Multi-Function 600 Series Control Box<sup>(1)</sup> ..... \$1,950

Select through switch:

- QPB Quad Push Button
- 4WT Four-Way Toggle
- 8WR 8-Way Rocker

OR  MFC-M6S-J - Through Joystick (Driver Control)

MFC-SC - Through Specialty Control

Fill out Specialty control configuration sheet on page 7

Includes: Reduced Drive for Elevating Seat . . . .  RDES-Y Yes    RDES-N No

Additional Switches (each)

- QPB-A Quad Push Button..... \$97
- 4WT-A Four-Way Toggle ..... \$97
- 8WR-A 8-Way Rocker..... \$150

**NOTES:**

1. These electronics include attendant control, drive lock-out, tilt/recline limit and actuator speed control

**VENT TRAYS<sup>(1)(2)(3)</sup>**

**Vent Tray - Articulating (Without Battery Tray)** ..... \$1,350

VENT-H Horizontal (14W X 15D X 10H)

VENT-V Vertical (14.625W X 10.125D X 13H)

**ADD: Battery Tray -** ..... \$500

Select:  VBT-G22 Group 22 Battery

VBT-U1 U1 Battery

VBT-40A 40 amp Battery<sup>(4)</sup>

**NOTES:**

1. Vents are not standard configuration on Elevating or Precline Systems or with Single Posts Backs. Please request a quotation.
2. 50° CG Tilt System weight limit is 225 lbs.
3. The maximum weight capacity on the vent trays is 35 lbs.
4. Not available on the Storm seat with seat depths below 17”.

**COMPACT-LAPTOP VENT TRAYS<sup>(1)(2)(3)</sup>**

VENT-CTA Compact Vent Tray-Articulating (Without Battery Tray) \$1,350

VENT-CBA Vent Bag Holder - Articulating -(Without Battery Tray) ..... \$990

VENT-TVA Trilogy 100/200 Vent Tray (Without Battery Tray) . . . \$1,350

(14.625W X 10.125D X 13H)

**NOTES:**

1. Vents are not standard configuration on Elevating or Precline Systems or with Single Posts Backs. Please request a quotation.
2. 50° of tilt and 300 lb. weight capacity is available when using a Compact-Laptop Vent Tray.
3. The maximum weight capacity on the vent trays is 35 lbs.

**O2 HOLDERS**

NAO2G Non-Articulating O2 Gas Holder (Cylinder Style) . . . \$395

AO2G Articulating O2 Gas Holder (Cylinder Style)<sup>(1)</sup> . . . \$1,250

**NOTES:**

1. Articulating O2 holders are not standard configurations on Precline Systems, please call for quotation.

**OTHER**

---



---



---



---



---



---



---



---



---



---



---



---



---



---



---



---



---

Dealer Name: \_\_\_\_\_

Dealer Account Number: \_\_\_\_\_

PO #: \_\_\_\_\_

Tag: \_\_\_\_\_

## SPECIALTY CONTROLS SHEET



**INVACARE**

**STANDARD**

**SPECIALTY**

Pre selected from Factory

Tilt



Recline

