

# Start Junior

## Pediatric Manual Wheelchair

### MEDmobility

5711- Calgary Trail NW  
 Edmonton AB T6H 2K1  
 P: 780-437-3300  
 F: 780-430-9381  
 www.medmobility.ca

# ottobock.

## AADL#W115

Account Information		
Date	Account Number	
Bill to		
Buyer		
Address		
City	Province	Postal Code
Phone Number	Fax Number	
Email Address	P.O. Number	



### Features:

- Aluminum tube frame with crossbrace
- Tip-assist integrated in the frame
- Individual footrests, angle adjustable, plastic footplate
- Swing-away footrest holders
- Side panel with armrest, height-adjustable
- Nylon seat and back upholstery, black
- Modular design
- 1 3/8" polyurethane rear wheels with quick-release axles
- Knee lever wheel lock

Folding, max. user weight 90kg/198 lbs

Please complete this form and return to Ottobock by fax OR click the button to send via email.

**Order**

**Quote Only**

[Click to Email Form](#)

Article number		
480F53=60000_K	Start Junior - pediatric manual wheelchair	\$1,928.16

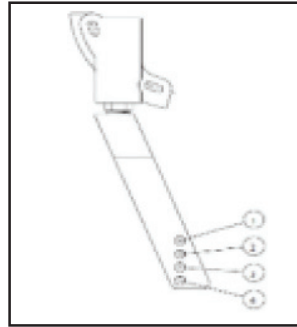
Seat Measurements in cm/inches (please select)	
Seat width (SW)	<input type="checkbox"/> 28/11" <input type="checkbox"/> 30.5/12" <input type="checkbox"/> 33/13" <input type="checkbox"/> 35.5/14" <input type="checkbox"/> 38/15"
Seat depth (SD)	<input type="checkbox"/> 31/12.2" <input type="checkbox"/> 34/13.3" <input type="checkbox"/> 37/14.5"

Seat Height Measurements in cm/inches (please select) (table on the next page)	
Anterior seat height (ASH)	<input type="checkbox"/> 40/15.75" <input type="checkbox"/> 41/16.15" <input type="checkbox"/> 42/16.55" <input type="checkbox"/> 43/16.9" <input type="checkbox"/> 44/17.3"
	<input type="checkbox"/> 45/17.7" <input type="checkbox"/> 46/18.1" <input type="checkbox"/> 47/18.5" <input type="checkbox"/> 48/18.9" <input type="checkbox"/> 49/19.3"
Posterior seat height (PSH)	<input type="checkbox"/> 37/14.5" <input type="checkbox"/> 38/15" <input type="checkbox"/> 39/15.35" <input type="checkbox"/> 40/15.75" <input type="checkbox"/> 41/16.15" <input type="checkbox"/> 42/16.55"
	<input type="checkbox"/> 43/16.9" <input type="checkbox"/> 44/17.3" <input type="checkbox"/> 45/17.7" <input type="checkbox"/> 46/18.1" <input type="checkbox"/> 47/18.5" <input type="checkbox"/> 48/18.9"
	<input type="checkbox"/> 49/19.3"

**Start Junior Seat Height Table**  
 Please use appropriate matrix below to select the type of fork, a castor size and floor to seat height.

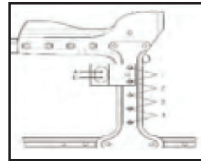
**Caster fork short**

Castor Size	Setting Range
5"	40-44 cm/15.75"-17.3"
6"	43-45 cm/16.9"-17.7"



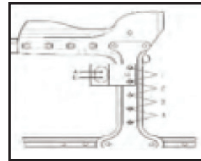
**Caster fork long**

Castor Size	Setting Range
5"	44-47 cm/17.3"-18.5"
6"	44-49 cm/17.3"-19.3"



**Posterior seat height in cm**

Rear Wheel size	Setting Range
20"	37-43 cm/14.55"-16.9"
22"	38-45 cm/15"-17.7"
24"	41-49 cm/16.15"-19.3"



The value indicated are rounded values which have been theoretically determined. Max. deviation of 1cm  
 The anterior seat height depends on the selected wheel size, castor fork and mounting position. Please refer to the seat height table!  
 Specified without seat cushion a 0° seat inclination.  
 The maximum possible seat inclination is 3.5 cm.

Frame Accessories (Choose all that apply)			
<input type="checkbox"/>	MA 55	Plug-on anti-tipper left	\$39.47
<input type="checkbox"/>	MA 56	Plug-on anti-tipper right	\$39.47
<input type="checkbox"/>	MH 10	Wheel Lock Extension	\$25.17
<input type="checkbox"/>	MZ 50	Lap belt with plastic buckle	N/C

Caster Wheels			
<input type="checkbox"/>	MF 03	5" solid rubber	N/C
<input type="checkbox"/>	MF 05	6" pneumatic (150 x 30)	N/C
<input type="checkbox"/>	MF 06	6" solid rubber (150 x 27)	N/C

Caster Forks			
<input type="checkbox"/>	MF 80	Caster fork, long	N/C
<input type="checkbox"/>	MF 81	Caster fork, short	N/C






Rear Wheel Sizes			
<input type="checkbox"/>	MF 04	20"	N/C
<input type="checkbox"/>	MF 05	22"	N/C
<input type="checkbox"/>	MF 06	24"	N/C

Wheelbase			
<input type="checkbox"/>	short/active	<input type="checkbox"/>	long/passive

A1\* = client's responsibility

<b>Rear Wheel Rim</b>			
<input type="checkbox"/>	MG 05	Standard	N/C
<input type="checkbox"/>	MG 52	Push ring, aluminium, silver anodised, high	\$100.69

<b>Rear Wheel Accessories</b>			
<input type="checkbox"/>	481G00=ST450 20"	Silicone Push Rim Cover - sold individually	\$91.05
<input type="checkbox"/>	4481G00=ST452 22"	Silicone Push Rim Cover - sold individually	\$91.05
<input type="checkbox"/>	481G00=ST455 24"	Silicone Push Rim Cover - sold individually	\$91.05
<input type="checkbox"/>	481G00=SK722 20"	Transparent Spoke Protector A1*	\$126.94
<input type="checkbox"/>	481G00=SK712 22"	Transparent Spoke Protector A1*	\$126.94
<input type="checkbox"/>	481G00=SK702 24"	Transparent Spoke Protector A1*	\$126.94

<b>Rear Wheel Accessories</b>				
<input type="checkbox"/>		481G00=ST763	Spectrum 22" A1*	\$225.00
<input type="checkbox"/>		481G00=ST764	Spectrum 24" A1*	\$225.00
<input type="checkbox"/>		481G00=ST773	Miracle 22" A1*	\$225.00
<input type="checkbox"/>		481G00=ST774	Miracle 24" A1*	\$225.00
<input type="checkbox"/>		481G00=ST783	Network 22" A1*	\$225.00
<input type="checkbox"/>		481G00=ST784	Network 24" A1*	\$225.00
<input type="checkbox"/>		481G00=ST793	Robots 22" A1*	\$225.00
<input type="checkbox"/>		481G00=ST794	Robots 24" A1*	\$225.00
<input type="checkbox"/>		481G00=ST765	Graphic 22" A1*	\$225.00
<input type="checkbox"/>		481G00=ST766	Graphic 24" A1*	\$225.00

<b>Back System</b>			
<input type="checkbox"/>	MD 09	Back with lumbar curve, standard	N/C
<input type="checkbox"/>	MD 01	Straight back, standard	N/C

<b>Back height in cm/inches</b>							
<input type="checkbox"/>	30/11.8"	<input type="checkbox"/>	32.5/12.8"	<input type="checkbox"/>	35/13.8"	<input type="checkbox"/>	37.5/14.75"

<b>Back Upholstery (Please choose)</b>			
<input type="checkbox"/>	MD 04	Standard	N/C
<input type="checkbox"/>	MD 06	Without	N/C

<b>Push Handles</b>			
<input type="checkbox"/>	MD 51	Standard	N/C
<input type="checkbox"/>	MD 54	Height-adjustable, angled	\$176.21

<b>Side Panel and Arm Rest</b>			
<input type="checkbox"/>	ME 05	Side panel, height-adjustable, 300 mm/11.8" armrest	\$229.27

A1\* = client's responsibility

<b>Footrest bar options</b>			
<input type="checkbox"/>	MB 40	Short (27-40 cm/10.6"-15.75")	N/C
<input type="checkbox"/>	MB 41	Medium (32-45 cm/12.6"-17.7")	N/C

Please note that the lower leg lengths vary in case of elevating legrests.

<b>Footrests</b>			
<input type="checkbox"/>	MB 10	Individual composite footrests, angle adjustable	N/C

<b>Frame Colour (please select colour)</b>			
<input type="checkbox"/>	017	Traffic Yellow RAL 1023	N/C
<input type="checkbox"/>	018	Signal Red RAL 3001	N/C

A1\* = client's responsibility