



MEDmobility

5711- Calgary Trail NW
Edmonton AB T6H 2K1
P: 780-437-3300
F: 780-430-9381
www.medmobility.ca

FOR AADL ONLY
AADL Cat. #W888

Invacare® MyOn™
Folding Wheelchair
Suggested Canadian Price List
Effective Oct. 1st, 2016

NAME _____ PHONE NO _____

ACCOUNT# _____ P.O. _____ DATE _____

ADDRESS _____

FRAME SELECTION

FRAME TYPE

- MYON MyOn Folding Wheelchair \$1,400

FRAME WIDTH

- W15 15" Wide No Charge
- W16 16" Wide No Charge
- W17 17" Wide No Charge
- W18 18" Wide No Charge
- W19 19" Wide No Charge
- W20 20" Wide No Charge

FRAME DEPTH STYLE

- FXDDPTH Fixed Depth Frame No Charge
- ADJDPTH Adjustable Depth Range No Charge

Use Adj. Seat upholstery or seat extension kit to set depth to desired length.

SEAT DEPTH RANGE

- SDR1618 16"-18" Seat Depth Range No Charge

Comes standard with seat extension kit to accommodate additional 1" and 2" depth ranges. May also use Adj. Seat upholstery to set to desired depth.

SEAT DEPTH

- D16 16" Seat Depth No Charge
- D17 17" Seat Depth No Charge
- 16"D frame + 1" extension.*
- D18 18" Seat Depth No Charge

FRONT SEAT-TO-FLOOR HEIGHT

- FSTF14 Seat-to-floor 14" No Charge
*Available with 5" Aluminum (5ALUM) or 5" Composite (AT901) and 20" wheels with push to lock (WLPUSH, WLPUSHX.)
Not available with fixed height arms (FFHD, FFHF) or 1 piece footplate (1PCFTPT).*
- FSTF15 Seat-to-floor 15" No Charge
*Available with 5" Aluminum (5ALUM) or 5" Composite (AT901). Must use spokes if using 20" or 24" wheels with pull to lock WPULL or WPULLX.
Not available with fixed height arms (FFHD, FFHF), or 22" wheels with pull to lock.*
- FSTF16 Seat-to-floor 16" No Charge
Available with 5" and 6" casters only. Must use spokes if using 22" or 24" wheels with pull to lock.
- FSTF17 Seat-to-floor 17" No Charge
Available with 6" casters. Must use spokes if using 24" wheels with pull to lock.
- FSTF18 Seat-to-floor 18" No Charge
- FSTF19 Seat-to-floor 19" No Charge
Available with 6" or 8" casters and 22" or 24" wheels
- FSTF20 Seat-to-floor 20" No Charge
Available with 8" casters and 24" wheels.

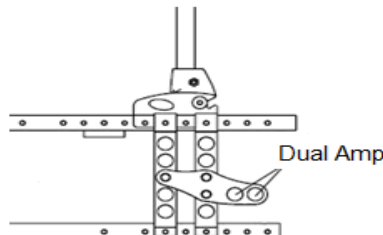
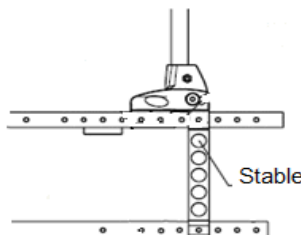
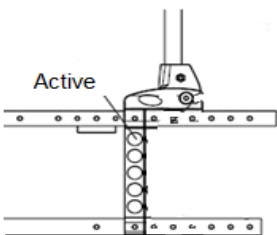
REAR AXLE POSITION

- ACTIVE Active (In front of Back Cane) **Standard**
Not available with 20" rear wheels.
- STABLE Stable (Behind Back Cane) No Charge
Not available with 20" rear wheels.
- DUALAMP Dual Amputee Rear Wheels Position \$114
Only available with WLPUSH wheellocks and A1577 quick release axles.



Weight Capacity 275 lbs

Front Seat to Floor Height Chart									
Myon & Myon AC	20			22			24		
	F	S	T	F	S	T	F	S	T
14	X								
15	X			X					
16	X	X		X	X		X	X	
17	X	X		X	X		X	X	
18	X			X	X		X	X	
19							X	X	
20									X
Flush Seat Slope Only									
Flush & 1" Seat Slope									
Flush, 1", and 2" Seat Slope									
1" & 2" Seat Slope									



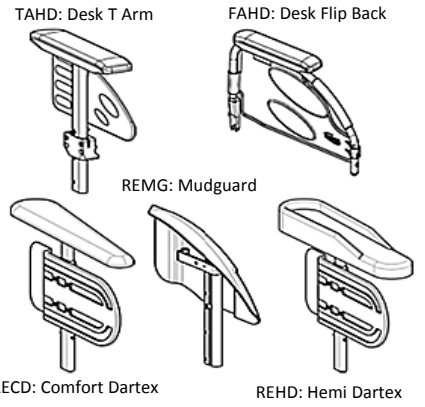
ARM & BACK SELECTION

ARMS (PAIRS)

- TAHD T Arm Adjustable Height Desk Length w/ Locking Pins \$372
- TAHF T Arm Adjustable Height Full Length w/ Locking Pins \$372

- FAHD Flip Back Arm Adjustable Height Desk Length \$372
- FAHF Flip Back Arm Adjustable Height Full Length \$372
- RECD Removable Comfort Dartex (height adj, no tools) \$372
- REHD Removable Armpad Hemi Dartex (height adj, angle adjustable) \$372

*Not available on D16.
Not available on D16.*



BACK TYPE

- FIX059 Fixed 0° Backrest, Adj. Ht Canes, Upholstery Height 15"-19" *Add 2.8" (height of bend) for overall cane height.* No Charge
- FIX020 Fixed 0° Backrest Upholstery Ht 20", Cane Ht 23" *Add 2.3" (height of bend) for overall cane height.* \$88
- FIX720 Fixed 7° Backrest Upholstery Ht 20", Cane Ht 23" *Add 2.3" (height of bend) for overall cane height.* \$88
- FIX748 Fixed 7° Backrest, Adj. Ht Canes, Upholstery Ht 14-18" *Add 2.3" (height of bend) for overall cane height.* No Charge
- AA748 Adj Ang 7° Back, Adj Ht Canes, Upholstery Ht 14"-18" (-6° to 16°, infinite step) *Anti-tippers do not come standard. Add 2.3" (height of bend) for overall cane height.* No Charge
- AA720 Adj. Angle 7° Back, Upholstery Ht 20", Cane Ht 23" (-6° to 16°, infinite step) *Anti-tippers do not come standard.* No Charge

CASTER & WHEEL OPTIONS

CASTER OPTIONS

- 5ALUM 5" Aluminum Urethane Casters * \$153
- AT901 5" Composite Urethane Casters No Charge
- AT5SOFT 5" x 1 1/2" Soft Roll Casters No Charge
- AT902 6" Composite Urethane 3 Spoke Casters No Charge
- 6PNEU 6" X 1 1/4" Composite Pneumatic Casters \$76
- AT903 8" X 1 1/4" Composite Urethane Casters **Standard**
- AT1292 8" X 1 1/4" Pneumatic Casters No Charge
- 1492 Flat Free Inserts for 8" X 1 1/4" Casters* \$128

* Options marked with an asterisk are not covered by AADL and are the client's financial responsibility.

WHEEL OPTIONS

- 1763BK 20" Composite Pneumatic Tires \$231
- 4763BK 20" Composite Pneumatic Flat Free Inserts* \$349
- U1763BK 20" Composite Urethane Tires No Charge
- 1764BK 22" Composite Pneumatic Tires \$231
- 4764BK 22" Composite Pneumatic Flat Free Inserts* \$349
- U1764BK 22" Composite Urethane Tires No Charge
- 22SP 22" Sun Performance Spoke No Charge
- 22ITESPK 22" Gallop Light Spoke* No Charge
- 2244BK 24" Composite Pneumatic Tires No Charge
- 4244BK 24" Composite Pneumatic w/FF Inserts* \$128
- U2244BK 24" Composite Urethane Tires No Charge
- 24SP 24 Sun Performance Spoke No Charge
- 24HPS 24" High Performance Spoke* \$210
- 24ITESPK 24" Gallop Light Spoke* No Charge

TIRE OPTIONS (for spoke wheels)

- PNEU Pneumatic No Charge
- PNEUFF Pneumatic-Flat Free* \$128
- KIKB KIK®-Black* \$105

*Available with wheels: 22SP, 24SP, 22ITESPK, 24ITESPK, 24HPS.
Available with wheels: 22SP, 24SP, 22ITESPK, 24ITESPK, 24HPS.
Available on 24" spoked wheels.*

HANDRIM OPTIONS

- ALUMPC Aluminum Anodized Handrims **Standard**
- Not compatible with U2222C (24" Composite Urethane Corded Wheels)*
- A1512 Plastic Coated Handrims \$114
- COM Composite Handrim No Charge
- Available on 24" Composite Wheels.*
- P1512 Black Wrinkle Coated (Aluminum) No Charge
- Available with U2222C (24" Composite Urethane Corded Wheels).*
- AT1224-8 Plastic Coated w/ 8 Oblique Projections \$307
- Available on 24" Composite Wheels.*
- AT1225-8 Plastic Coated w/ 8 Vertical Projections \$307
- Available on 1763BK (20" Composite Pneumatic), U1763BK (20" Composite Urethane) and Spoked Wheels.*
- AT1225-12 Plastic Coated w/ 12 Vertical Projections \$307
- Available on 24" Composite Wheels.*
- L8702 Omit Handrims Only Less (\$15)

DUAL HAND RIM PROPULSION

Available with 24" wheels and solid or pneumatic tires. Not available with FSTF14 or FSTF15.

- DUHAR Dual Handrim Right Hand (quick release axles, 0° seat angle) \$728
- DUHAL Dual Handrim Left Hand (quick release axles, 0° seat angle) \$728

DUAL HAND RIM TIRE OPTION

- PNEU Pneumatic Tire Option No Charge
- SOLID Solid Tire Option No Charge

WHEEL LOCKS

- WLPULL Pull-To-Lock Wheel Lock (Clamp-On Style) No Charge
- Not available with DUALAMP. Not available together with: FSTF14 and 20" rear wheels, FSTF15 and 22" rear wheels or FSTF16 and 24" rear wheels.*
- WLPUSH Push-To-Lock Wheel Lock (Clamp-On Style) No Charge
- WLPULLX Pull-To-Lock Wheel Lock w/ Myon Wheel Lock Extensions (Clamp-On Style) No Charge
- Not available with DUALAMP. Not available together with: FSTF14 and 20" rear wheels, FSTF15 and 22" rear wheels or FSTF16 and 24" rear wheels.*
- WLPUSHX Push-To-Lock Wheel Lock w/ Myon Wheel Lock Extensions (Clamp-On Style) No Charge
- Not available with DUALAMP.*



WLPUSH

REAR AXLES

- PAXLE Permanent Axle No Charge
- Not available with DUALAMP.*
- A1577 Quick Release Axles No Charge

FRAME COLOUR

FRAME FINISH

CONTEMPORARY

- 24P Wet Black No Charge

SEAT UPHOLSTERY TYPE

- USS Nylon w/ Hook & Loop Seat Upholstery **Standard**
- L8651 Omit Seat Upholstery Less (\$15)

BACK UPHOLSTERY TYPE

- ADJNYL Contour Tension Adjustable Nylon Back **Standard**
- Includes backbrace. 2" high straps at top and bottom, 1" high straps in centre.*
- ADJTENS Adjustable Tension Back Upholstery \$142
- Includes backbrace. 1.75" high straps throughout.*
- L8601 Omit Back Upholstery Less (\$20)
- Backbrace not included.*

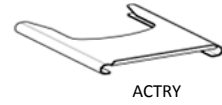
POSITIONING STRAPS

SEAT POSITIONING

- A1515 Auto Style Seat Positioning Strap \$84

MISCELLANEOUS ACCESSORIES

- P1580 Rear Anti Tippers (pair) \$109
- A1569 Cane Holder* \$66
- A1580P Tipping Aid (pair) * \$114
Not available with FSTF14.
- A1337 Calf/leg Strap \$63
- A9342 "H" Heel Strap \$94
Not available on ELVSWING (Elevating Legrest Swing In/Out) or HLOOP (Heel Loops).
- HLOOP Heel Loops \$79
Not available with A9342 ("H" Heel Strap) or ELVSWING (Elevating Legrest Swing In/Out).



ACTRY



P1580

FRONT RIGGING OPTIONS

FRONT RIGGING (PAIRS)

- 70STRGHT 70° Straight Swing In/Out Hanger with Quad Release \$250
- 80STRGHT 80° Straight Swing In/Out Hanger with Quad Release \$250
- 90STRGHT 90° Straight Swing In/Out Hanger with Quad Release \$250
Available with 5" casters. Not available with FLIPFTS (flip up composite footplates).
- ELVSWING Elevating Legrest Swing In/Out with Quad Release (Includes calf pads) \$416
Not available with FSTF14 or FSTF15, FRMPRBK (frame protectors) or A9342 ("H" heel strap).
- NO FRONTRIG Omit Front Rigging Selection No Charge



80STRGHT



ELVSWING



AMPLEGRT

AMPUTEE LEGRESTS

*If a full set of hangers is needed plus an amputee legrest, please order legrests in configurator then order part# 1169054 for AMPLEGRT or 1169055 for AMPLEGLT. Receive on chair MSRP of \$120 ea.
If both amputee legrests are required, please order the other side as a SPECIAL.*

- AMPLEGRT Amputee Legrest Right Side Only (select OMITRT in configurator) \$125
- AMPLEGLT Amputee Legrest Left Side Only (select OMITLT in configurator) \$125



1PCFTPT



FLDPADJ

FOOTPLATE TYPE (PAIRS)

- FLIPFTS Flip Up Footplates No Charge
Not Available on 90STRGHT (90° Straight Swing In/Out Hanger).
- FLPDADJ Flip Up Depth & Angle Adj. Footplates \$135
- 1PCFTPT One Piece Footplate \$135

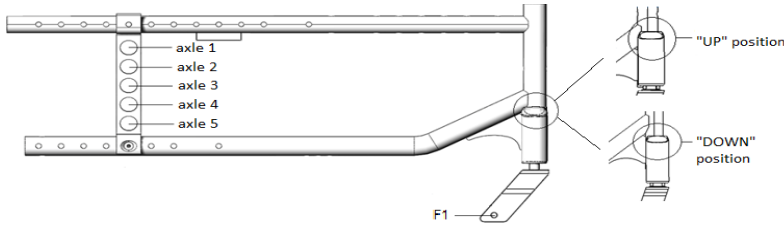
		Pivot Tube part number	Knee-to-heel range (from seat rail to top of foot plate)
MYON	FLIPFTS (Composites), FLPDADJ (Angle/Depth Adjustable). Includes all hangers and elev legs	FSTF14	Superlow 1541994
		FSTF15 - FSTF16	Short 1434561-0010
		FSTF17 - FSTF20	Short 1434561-0010
	1PCFTPT (one piece footplate)	FSTF15 - FSTF20	Same tube for height range, tube depends on width (comes with plate)

* Options marked with an asterisk are not covered by AADL and are the client's financial responsibility.

Seat-To-Floor Chart with Super Low Fork

Flush Seat Slope		Wheel Size and Axle position			Fork Position and Caster Size	
Front STF	Rear STF	Axle plate in "UP" position			Fork in "UP" position	Fork in "DOWN" position
		20"	22"	24"	5"	5"
14" FSTF	14" FSTF	axle 1			F1	
15" FSTF	15" FSTF	axle 2	axle 1			F1

1" Seat Slope		Wheel Size and Axle position			Fork Position and Caster Size	
Front STF	Rear STF	Axle plate in "UP" position			Fork in "UP" position	Fork in "DOWN" position
		20"	22"	24"	5"	5"
14" FSTF	14" FSTF				F1	
15" FSTF	15" FSTF	axle 1				F1

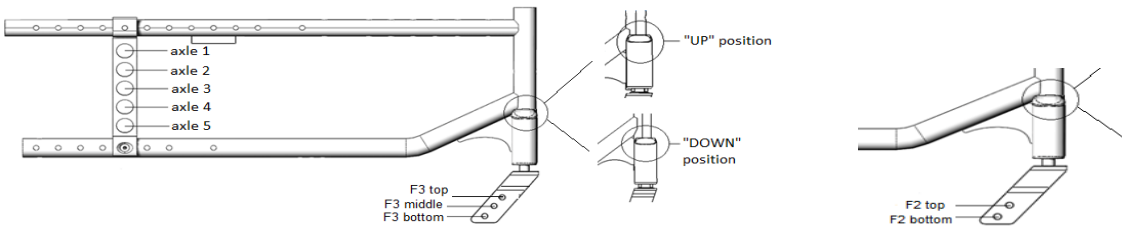


MyOn STF Chart using regular fork, (excludes 14" FSTF)

Flush Seat Slope		Wheel Size and Axle position			Fork Position & Caster Size F1=1 hole fork, F2=2 holes, F3=3 holes					
Front STF	Rear STF				Fork in "UP" position			Fork in "DOWN" position		
		20"	22"	24"	5"	6"	8"	5"	6"	8"
15" FSTF	15" RSTF	axle 2	axle 1		F1			F1		
16" FSTF	16" RSTF	axle 3	axle 2	axle 1		F3 top				
17" FSTF	17" RSTF	axle 4	axle 3	axle 2	F2 bottom	F3 middle			F3 top	
18" FSTF	18" RSTF	axle 5	axle 4	axle 3		F3 bottom	F3 middle	F2 bottom	F3 middle	
19" FSTF	19" RSTF		axle 5	axle 4			F3 bottom		F3 bottom	F3 middle
20" FSTF	20" RSTF			axle 5						F3 bottom

1" Seat Slope		Wheel Size and Axle position			Fork Position & Caster Size F1=1 hole fork, F2=2 holes, F3=3 holes					
Front STF	Rear STF				Fork in "UP" position			Fork in "DOWN" position		
		20"	22"	24"	5"	6"	8"	5"	6"	8"
15" FSTF	14" RSTF	axle 1			F1					
16" FSTF	15" RSTF	axle 2	axle 1			F3 top		F1		
17" FSTF	16" RSTF	axle 3	axle 2	axle 1	F2 bottom	F3 middle			F3 top	
18" FSTF	17" RSTF	axle 4	axle 3	axle 2		F3 bottom	F3 middle	F2 bottom	F3 middle	
19" FSTF	18" RSTF	axle 5	axle 4	axle 3			F3 bottom		F3 bottom	F3 middle
20" FSTF	19" RSTF		axle 5	axle 4						F3 bottom

2" Seat Slope		Wheel Size and Axle position			Fork Position & Caster Size F1=1 hole fork, F2=2 holes, F3=3 holes					
Front STF	Rear STF				Fork in "UP" position			Fork in "DOWN" position		
		20"	22"	24"	5"	6"	8"	5"	6"	8"
15" FSTF	13" RSTF									
16" FSTF	14" RSTF	axle 1				F3 top		F1		
17" FSTF	15" RSTF	axle 2	axle 1		F2 bottom	F3 middle			F3 top	
18" FSTF	16" RSTF	axle 3	axle 2	axle 1		F3 bottom	F3 middle	F2 bottom	F3 middle	
19" FSTF	17" RSTF	axle 4	axle 3	axle 2			F3 bottom		F3 bottom	F3 middle
20" FSTF	18" RSTF	axle 5	axle 4	axle 3						F3 bottom



MATRX SEATING

Select a cushion and/or back from this list. Seating will ship separately.
Order must be entered by Invacare Customer Service.

CUSHIONS:

<input type="checkbox"/>	MA1616-Vi	MaTRx-Vi Cushion 16Wx 16D	\$624
<input type="checkbox"/>	MA1618-Vi	MaTRx-Vi Cushion 16Wx 18D	\$624
<input type="checkbox"/>	MA1816-Vi	MaTRx-Vi Cushion 18Wx 16D	\$624
<input type="checkbox"/>	MA1818-Vi	MaTRx-Vi Cushion 18Wx 18D	\$624
<input type="checkbox"/>	MA2016-Vi	MaTRx-Vi Cushion 20Wx 16D	\$681
<input type="checkbox"/>	MA2018-Vi	MaTRx-Vi Cushion 20Wx 18D	\$681
<input type="checkbox"/>	MA2020-Vi	MaTRx-Vi Cushion 20Wx 20D	\$681
<input type="checkbox"/>	PS1616	MaTRx Posture Seat 16W x 16D	\$569
<input type="checkbox"/>	PS1618	MaTRx Posture Seat 16W x 18D	\$569
<input type="checkbox"/>	PS1816	MaTRx Posture Seat 18W x 16D	\$569
<input type="checkbox"/>	PS1818	MaTRx Posture Seat 18W x 18D	\$569
<input type="checkbox"/>	PS2016	MaTRx Posture Seat 20W x 16D	\$569
<input type="checkbox"/>	PS2018	MaTRx Posture Seat 20W x 18D	\$569
<input type="checkbox"/>	PS2020	MaTRx Posture Seat 20W x 20D	\$569
<input type="checkbox"/>	PSVF1616	MaTRx Posture Seat with Visco foam 16W x 16D	\$672
<input type="checkbox"/>	PSVF1618	MaTRx Posture Seat with Visco foam 16W x 18D	\$672
<input type="checkbox"/>	PSVF1816	MaTRx Posture Seat with Visco foam 18W x 16D	\$672
<input type="checkbox"/>	PSVF1818	MaTRx Posture Seat with Visco foam 18W x 18D	\$672
<input type="checkbox"/>	PSVF2016	MaTRx Posture Seat with Visco foam 20W x 16D	\$672
<input type="checkbox"/>	PSVF2018	MaTRx Posture Seat with Visco foam 20W x 18D	\$672
<input type="checkbox"/>	PSVF2020	MaTRx Posture Seat with Visco foam 20W x 20D	\$672
<input type="checkbox"/>	DAR-S	Startex Modification - Wipeable Smooth Side Out Cover for Cushions <i>(Must specify cushion model/size) Price listed for purchases with cushion only.</i>	\$53

BACKS:

<input type="checkbox"/>	PBE1616	MaTRx PB Elite Back 16W x 16H	\$766
<input type="checkbox"/>	PBE1716	MaTRx PB Elite Back 17W x 16H	\$766
<input type="checkbox"/>	PBE1816	MaTRx PB Elite Back 18W x 16H	\$766
<input type="checkbox"/>	PBE1916	MaTRx PB Elite Back 19W x 16H	\$766
<input type="checkbox"/>	PBE2016	MaTRx PB Elite Back 20W x 16H	\$766
<input type="checkbox"/>	EDB1616	MaTRx PB Deep Elite Back 16W x 16H	\$918
<input type="checkbox"/>	EDB1716	MaTRx PB Deep Elite Back 17W x 16H	\$918
<input type="checkbox"/>	EDB1816	MaTRx PB Deep Elite Back 18W x 16H	\$918
<input type="checkbox"/>	EDB1916	MaTRx PB Deep Elite Back 19W x 16H	\$918
<input type="checkbox"/>	EDB2016	MaTRx PB Deep Elite Back 20W x 16H	\$918
<input type="checkbox"/>	MPB1616	MaTRx-PB Posture Back 16W x 16H	\$734
<input type="checkbox"/>	MPB1716	MaTRx-PB Posture Back 17W x 16H	\$734
<input type="checkbox"/>	MPB1816	MaTRx-PB Posture Back 18W x 16H	\$734
<input type="checkbox"/>	MPB2016	MaTRx-PB Posture Back 20W x 16H	\$734
<input type="checkbox"/>	MPBD1616	MaTRx-PB Deep Posture Back 16W x 16H	\$892
<input type="checkbox"/>	MPBD1716	MaTRx-PB Deep Posture Back 17W x 16H	\$892
<input type="checkbox"/>	MPBD1816	MaTRx-PB Deep Posture Back 18W x 16H	\$892
<input type="checkbox"/>	MPBD2016	MaTRx-PB Deep Posture Back 20W x 16H	\$892
<input type="checkbox"/>	EBSS	Supersoft Foam Upgrade - Available for Elite, Elite Deep and Elite Heavy Duty backs <i>(Must specify back model/size). Price listed for purchases with back support only.</i>	\$103
<input type="checkbox"/>	WSC	Startex Extra Cover - Wipeable Slip Cover for Backs <i>(Must specify back model/size). Price listed for purchases with back support only.</i>	\$103

Invacare Canada reserves the right to change prices and specifications without notice.

HEAD OFFICE - 570 Matheson Blvd, Unit# 8, Mississauga, ON L4Z 4G4 Phone: (905) 890-8300 (800) 668-5324(Canada) Fax: (905) 890-5244 (800) 668-5478(Canada)
Regional Centre - 16769 Boul. Hymus, Kirkland, P.Q. H9H 3L4 Phones: (514) 630-6080 (800) 363-0137(P.Q.) Fax: (514) 630-6120

Invacare®, and Yes, you can., are trademarks of Invacare Corporation.

WWW.INVACARE.CA